

AA STEEL PIPING JULY 2012

INCOME

		AMOUNT	GST
1/07/2012	Degremont	\$ 4,598.00	\$ 418.00
1/07/2012	LION	\$ 3,080.00	\$ 280.00
7/05/2012	valspar	\$ 2,420.00	\$ 220.00
27/05/2012	valspar	\$ 4,895.00	\$ 445.00
14/05/2012	valspar	\$ 2,904.00	\$ 264.00
7/05/2012	valspar	\$ 3,872.00	\$ 352.00
20/05/2012	valspar	\$ 6,776.00	\$ 616.00
1/07/2012	Veolia	\$ 2,819.80	\$ 256.34
5/07/2012	Veolia	\$ 5,430.15	\$ 493.65
5/07/2012	Lendar	\$ 2,788.50	\$ 253.50
		\$ 39,583.45	\$ 3,598.49

RECEIVED

2/07/2012	LION	\$ 3,080.00
2/07/2012	DEGREMONT	\$ 4,598.00
6/07/2012	VALSPAR	\$ 20,867.00
20/07/2012	VEOLIA	\$ 8,249.95
30/07/2012	LENDAR	\$ 2,788.50
		\$ 39,583.45

WAGES

	Gross	Tax	Nett
Sherwyn			
11/07/2012	\$ 2,400.00	\$ 640.00	\$ 1,760.00
26/07/2012	\$ 2,400.00	\$ 640.00	\$ 1,760.00
	\$ 4,800.00	\$ 1,280.00	\$ 3,520.00

Brendan

12/07/2012	\$ 1,840.00	\$ 300.00	\$ 1,600.00
26/07/2012	\$ 1,760.00	\$ 272.00	\$ 1,488.00
	\$ 3,600.00	\$ 572.00	\$ 3,088.00

Liam

12/07/2012	\$ 1,360.00	\$ 144.00	\$ 1,336.00
26/07/2012	\$ 1,200.00	\$ 112.00	\$ 1,088.00
	\$ 2,560.00	\$ 256.00	\$ 2,424.00

EXPENSES

		EXPENSES	GST	AMOUNT
2/07/2012	682	9/07/2012	Materials	\$ 4,090.00 \$ 450.00
2/07/2012	681	9/07/2012	Materials	\$ 22.40 \$ 246.50
6/07/2012	675	9/07/2012	Raj Tools	\$ 156.36 \$ 1,720.00
6/07/2012	686	30/07/2012	Materials	\$ 44.54 \$ 490.00
6/07/2012				
6/07/2012	10425105			
6/07/2012		2/07/2012	CGU Workers Comp	\$ 46.16 \$ 507.83
20/07/2012		6/07/2012	AA Mobile	\$ 26.32 \$ 289.52
20/07/2012		6/07/2012	AA Phone/Fax	\$ 15.34 \$ 168.77
30/07/2012		6/07/2012	Midway Metals	\$ 187.38 \$ 2,061.18
		6/07/2012	Rent Workshop	\$ 320.00 \$ 3,520.00
		7/07/2012	L Sinhock Labour	\$ - \$ 1,120.00
		7/07/2012	D Brook Labour	\$ - \$ 1,400.00
		12/07/2012	R Houston Labour	\$ - \$ 1,200.00
		12/07/2012	L Sinhock Labour	\$ - \$ 1,560.00
		13/07/2012	D Brook Labour	\$ - \$ 750.00
		20/07/2012	Toll	\$ 9.00 \$ 100.00
		24/07/2012	Toll	\$ 9.00 \$ 100.00
		25/07/2012	Autocare	\$ 16.36 \$ 180.00
		25/07/2012	Materials	\$ 45.00 \$ 495.00
		25/07/2012	BOC	\$ 16.52 \$ 181.72
		25/07/2012	M Duchesne Labour	\$ - \$ 2,800.00
		26/07/2012	R Houston Labour	\$ - \$ 1,200.00
		28/07/2012	L Sinhock Labour	\$ - \$ 1,400.00
		28/07/2012	D Brook Labour	\$ - \$ 150.00

PETROL

		\$ 1,550.44	\$ 140.94	
5/07/2012				\$ 214.86
5/07/2012	Wright Express Petrol Card			\$ 480.49
22/07/2012				\$ 109.43
25/07/2012	Wright Express Petrol Card			\$ 745.66

\$ 5,145.32 \$ 23,640.96

AA STEEL PIPING AUGUST 2012

INCOME

		AMOUNT	GST	
	RTA	\$ 29,040.00	\$ 2,640.00	2/08/2012
7/07/2012	ugl	\$ 515.90	\$ 46.90	2/08/2012
7/07/2012	rheem	\$ 737.00	\$ 67.00	2/08/2012
8/06/2012	valspar	\$ 2,420.00	\$ 220.00	10/08/2012
5/06/2012	valspar	\$ 2,420.00	\$ 220.00	10/08/2012
20/06/2012	valspar	\$ 484.00	\$ 44.00	10/08/2012
20/06/2012	valspar	\$ 400.40	\$ 36.40	10/08/2012
2/08/2012	RTA	\$ 5,500.00	\$ 500.00	13/08/2012
13/08/2012	RTA	\$ 22,550.00	\$ 2,050.00	20/08/2012
26/07/2012	Natfoods	\$ 7,040.00	\$ 642.72	30/08/2012
5/07/2012	Natfoods	\$ 1,980.00	\$ 180.00	30/08/2012
26/07/2012	Natfoods	\$ 2,414.50	\$ 219.50	30/08/2012
		\$ 75,501.80	\$ 6,866.52	

RECEIVED

1/08/2012	Rheem	\$ 737.00		
1/08/2012	UGL	\$ 515.90		
2/08/2012	RTA	\$ 29,040.00		
10/08/2012	Valspar	\$ 5,724.40		
13/08/2012	RTA	\$ 5,500.00		
20/08/2012	RTA	\$ 22,550.00		
30/08/2012	Natfoods	\$ 11,434.50		
		\$ 75,501.80		

23/08/2012 ATO refund \$ 2,559.00

WAGES

	Gross	Tax	Nett
10/08/2012	\$ 2,400.00	\$ 640.00	\$ 1,760.00
23/08/2012	\$ 2,400.00	\$ 640.00	\$ 1,760.00
	\$ 4,800.00	\$ 1,280.00	\$ 3,520.00

Brendan

10/08/2012	\$ 1,760.00	\$ 272.00	\$ 1,488.00
23/08/2012	\$ 1,760.00	\$ 272.00	\$ 1,488.00
	\$ 3,520.00	\$ 544.00	\$ 2,976.00

Liam

10/08/2012	\$ 1,200.00	\$ 112.00	\$ 1,088.00
26/07/2012	\$ 1,200.00	\$ 112.00	\$ 1,088.00

EXPENSES

			GST	AMOUNT
684	1/08/2012	Super Brendan	\$ -	\$ 316.00
687	1/08/2012	ATO	\$ -	\$ 63,073.00
685	2/08/2012	Super Sherwyn	\$ -	\$ 450.00
683	2/08/2012	Super Liam	\$ -	\$ 216.00
688	3/08/2012	Nepean Bolt Master	\$ 21.74	\$ 239.22
689	9/08/2012	M&S Stainless Steel	\$ 114.84	\$ 1,263.30
690	23/08/2012	B Maroney Materials	\$ 51.81	\$ 570.00
693	23/08/2012	PAYG	\$ -	\$ 2,108.00
692	27/08/2012	Nepean Bolt Master	\$ 157.32	\$ 1,730.59
691	31/08/2012	L Lawler Materials	\$ 27.27	\$ 300.00
		10425105		
	1/08/2012	Bunnings Materials	\$ 3.51	\$ 38.70
	2/08/2012	AA Mobile	\$ 26.15	\$ 287.69
	4/08/2012	D Brook Labour	\$ -	\$ 150.00
	4/08/2012	L Sinhock Labour	\$ -	\$ 840.00
	4/08/2012	R Laffey Labour	\$ -	\$ 1,280.00
	4/08/2012	Rent Workshop	\$ 320.00	\$ 3,520.00
	4/08/2012	Materials Crescent Heads	\$ 512.00	\$ 5,632.00
	4/08/2012	Materials Tyco Water	\$ 330.18	\$ 3,632.00
	4/08/2012	L Sinhock Labour	\$ -	\$ 385.00
	8/08/2012	Clark Rubber Materials	\$ 4.51	\$ 49.68
	8/08/2012	Bunnings Materials	\$ 3.14	\$ 34.58
	10/08/2012	Preen Engineering Mat.	\$ 4.54	\$ 50.00
	10/08/2012	R Houston Labour	\$ -	\$ 1,350.00
	10/08/2012	L Sinhock Labour	\$ -	\$ 1,550.00
	10/08/2012	D Brook Labour	\$ -	\$ 1,550.00
	13/08/2012	Jord Bellows	\$ 5.45	\$ 259.60
	13/08/2012	Midway Metals	\$ 4.80	\$ 52.80
	13/08/2012	AA Phone Fax	\$ 8.18	\$ 154.90
	13/08/2012	Atlas Steel Materials	\$ 262.41	\$ 2,886.60
	13/08/2012	Neverfail	\$ 4.13	\$ 45.45
	16/08/2012	BOC materials	\$ 100.69	\$ 1,107.59
	16/08/2012	Bunnings Materials	\$ 1.22	\$ 13.43
	16/08/2012	CMC Coils Materials	\$ 44.20	\$ 486.20
	16/08/2012	ADG Welding	\$ 9.95	\$ 109.45
	16/08/2012	Prochem Materials	\$ 735.10	\$ 8,086.10
	16/08/2012	Toll	\$ 9.00	\$ 100.00
	18/08/2012	R Laffey Labour	\$ -	\$ 1,910.00
	18/08/2012	R Laffey Labour	\$ -	\$ 1,820.00
	18/08/2012	D Brook Labour	\$ -	\$ 1,770.00
	18/08/2012	L Sinhock Labour	\$ -	\$ 1,650.00

	\$	2,400.00	\$	224.00	\$	2,176.00						
Ashley	\$	10,000.00	\$	5,000.00	\$	5,000.00						
							21/08/2012	Preen Engineering Mat.	\$	109.27	\$	1,202.00
							21/08/2012	Materials Tyco Water	\$	104.90	\$	1,154.00
							21/08/2012	Containter purchase	\$	374.63	\$	4,121.00
							21/08/2012	Accomodation C heads	\$	179.18	\$	1,971.00
							23/08/2012	Reece Materials	\$	10.64	\$	117.08
							23/08/2012	Reece Materials	\$	5.23	\$	57.55
							23/08/2012	HJZ Trading workgear	\$	27.27	\$	300.00
							23/08/2012	R Houston Labour	\$	-	\$	1,200.00
							25/08/2012	D Brook Labour	\$	-	\$	1,960.00
							25/08/2012	L Sinhock Labour	\$	-	\$	1,680.00
							26/08/2012	Bunnings Materials	\$	5.65	\$	62.22
							29/08/2012	Super Cheap Auto	\$	6.02	\$	66.23
							30/08/2012	R Laffey Labour	\$	-	\$	1,880.00
							30/08/2012	Ndurban Engineering	\$	30.00	\$	330.00
							30/08/2012	Midway Metals	\$	45.45	\$	499.95
								PETROL				
									\$	984.35	\$	89.48
							1/08/2012				\$	140.77
							5/08/2012				\$	100.49
							6/08/2012				\$	102.14
							13/08/2012				\$	79.34
							14/08/2012				\$	208.71
							14/08/2012				\$	64.85
							15/08/2012				\$	85.86
							22/08/2012				\$	102.96
							30/08/2012				\$	99.23
											\$	3,749.86
											\$	128,653.26

AA STEEL PIPING SEPTEMBER 2012

INCOME

		AMOUNT	GST	
17/07/2012	UGL	\$ 2,640.00	\$ 240.00	
30/07/2012	UGL	\$ 2,728.00	\$ 248.00	
5/07/2012	rheem	\$ 1,045.00	\$ 95.00	
5/07/2012	rheem	\$ 385.00	\$ 35.00	
20/08/2012	Degremont	\$ 9,020.00	\$ 820.00	
11/07/2012	UGL	\$ 1,232.00	\$ 112.00	
9/07/2012	UGL	\$ 4,175.60	\$ 379.60	
9/07/2012	UGL	\$ 2,002.00	\$ 1,821.00	
9/07/2012	UGL	\$ 4,544.10	\$ 413.10	
9/07/2012	UGL	\$ 1,991.00	\$ 180.00	
30/08/2012	MCT	\$ 105,000.00	\$ 9,545.45	september
		\$ 134,762.70	\$ 13,889.15	

EXPENSES

		GST	AMOUNT
7/09/2012	Reimburse Liam Materials	\$ 20.45	\$ 225.00
10/09/2012	Super Sherwyn		\$ 450.00
10/09/2012	Super Brendan		\$ 316.00
10/09/2012	Super Liam		\$ 216.00
24/09/2012	ATO PAYG		\$ 9,528.00
26/09/2012	Super Brendan		\$ 316.00
27/09/2012	Reimburse Brendan materials	\$ 21.18	\$ 233.00
27/09/2012	Super Sherwyn		\$ 450.00
27/09/2012	Super Liam		\$ 216.00
28/09/2012	Materials	\$ 177.27	\$ 1,950.00

10425105

RECEIVED

Rheem	\$ 1,430.00
UGL	\$ 5,368.00
MCT	\$ 15,000.00
MCT	\$ 20,000.00
UGL	\$ 13,944.70
Degremont	\$ 9,020.00
MCT	\$ 15,000.00
MCT	\$ 15,000.00
MCT	\$ 20,000.00
MCT	\$ 10,000.00
MCT	\$ 10,000.00
	\$ 134,762.70

2/09/2012	L sinhock Labour	\$ -	\$ 1,610.00
2/09/2012	D Brook Labour	\$ -	\$ 1,540.00
3/09/2012	N Durban Engineering	\$ 80.00	\$ 880.00
3/09/2012	Rent Workshop	\$ 320.00	\$ 3,520.00
3/09/2012	Ashley Dividends	\$ -	\$ 7,000.00
4/09/2012	Dunn & Farrugia Materials	\$ 12.72	\$ 140.00
4/09/2012	Prochem Materials	\$ 248.72	\$ 2,736.00
4/09/2012	Toll	\$ 9.00	\$ 100.00
5/09/2012	Bob Jane T Mart	\$ 3.18	\$ 35.00
5/09/2012	R Laffey Labour	\$ -	\$ 1,880.00
5/09/2012	Toll	\$ 9.00	\$ 100.00
6/09/2012	R Houston Labour	\$ -	\$ 1,200.00
7/09/2012	Toll	\$ 9.00	\$ 100.00
8/09/2012	D Brook Labour	\$ -	\$ 1,470.00
10/09/2012	AA Mobile	\$ 53.21	\$ 585.31
10/09/2012	AA Phone/Fax	\$ 16.57	\$ 182.30
10/09/2012	Rainford Engineering	\$ 99.00	\$ 1,089.00
10/09/2012	L sinhock Labour	\$ -	\$ 1,470.00
11/09/2012	Wattyl Paints	\$ 14.27	\$ 156.97
11/09/2012	Bunnings Materials	\$ 2.53	\$ 27.92
12/09/2012	Bunnings Materials	\$ 1.93	\$ 21.28
15/09/2012	R Laffey Labour	\$ -	\$ 1,880.00
15/09/2012	L sinhock Labour	\$ -	\$ 1,400.00
18/09/2012	Toll	\$ 9.00	\$ 100.00
19/09/2012	R Laffey Labour	\$ -	\$ 1,800.00
21/09/2012	Prochem Materials	\$ 75.60	\$ 831.60
21/09/2012	BOC Materials	\$ 151.00	\$ 1,661.00
22/09/2012	D Brook Labour	\$ -	\$ 1,820.00
22/09/2012	L sinhock Labour	\$ -	\$ 1,400.00
24/09/2012	Nepean Bolt Master	\$ 33.15	\$ 364.72
24/09/2012	Atlas Steel Materials	\$ 58.58	\$ 644.42
24/09/2012	Midway Metals	\$ 132.05	\$ 1,452.55

WAGES

	Gross	Tax	Nett
Sherwyn			
6/09/2012	\$ 2,400.00	\$ 640.00	\$ 1,760.00
20/09/2012	\$ 2,400.00	\$ 640.00	\$ 1,760.00
	\$ 4,800.00	\$ 1,280.00	\$ 3,520.00
Brendan			
6/09/2012	\$ 1,760.00	\$ 272.00	\$ 1,488.00
20/09/2012	\$ 1,760.00	\$ 272.00	\$ 1,488.00
	\$ 3,520.00	\$ 544.00	\$ 2,976.00
Liam			
6/09/2012	\$ 1,021.00	\$ 76.00	\$ 945.00

20/09/2012	\$	1,080.00	\$	86.00	\$	994.00
	\$	2,101.00	\$	162.00	\$	1,947.00

24/09/2012	ADG Welding	\$	39.85	\$	483.38
24/09/2012	CMC Coils	\$	5.31	\$	58.30
24/09/2012	Dunn & Farrugia Materials	\$	446.36	\$	4,910.00
24/09/2012	Valspar Materials	\$	328.10	\$	3,609.20
24/09/2012	RTA Materials	\$	353.50	\$	3,877.60
24/09/2012	Valspar Materials	\$	253.36	\$	2,787.00
24/09/2012	Caman Eng. Materials	\$	104.80	\$	1,152.80
27/09/2012	R Laffey Labour	\$	-	\$	2,160.00
27/09/2012	R Houston Labour	\$	-	\$	1,200.00
27/09/2012	Active Steel Materials	\$	26.80	\$	294.80
28/09/2012	BAT Engineering	\$	8.84	\$	97.26
28/09/2012	Garfield Gaskets	\$	48.49	\$	533.46
29/09/2012	D Brook Labour	\$	-	\$	1,820.00
29/09/2012	L sinhock Labour	\$	-	\$	1,400.00
29/09/2012	M Govender Labour	\$	-	\$	500.00

PETROL	\$	1,074.78	\$	97.70
4/09/2012			\$	168.00
10/09/2012			\$	519.67
17/09/2012			\$	91.68
24/09/2012			\$	50.04
26/09/2012			\$	146.89
27/09/2012			\$	98.50

3270.52 \$ 79,056.65

AA STEEL PIPING OCTOBER 2012

INCOME		AMOUNT	GST	EXPENSES	GST	AMOUNT
				chq #		
20/08/2012	UGL	\$ 1,848.00	\$ 168.00	2/10/2012 703	4/10/2012 B Mangan & Co	\$ 1,200.00 \$ 13,200.00
31/08/2012	UGL	\$ 423.50	\$ 38.50	2/10/2012 705	4/10/2012 B Mangan & Co	\$ 250.00 \$ 2,750.00
5/07/2012	valspar	\$ 1,936.00	\$ 176.00	9/10/2012 706	10/10/2012 B Maroney Materials	\$ 78.54 \$ 864.00
5/07/2012	valspar	\$ 1,936.00	\$ 176.00	9/10/2012 708	17/10/2012 L Lawler Materials	\$ 56.36 \$ 620.00
11/07/2012	valspar	\$ 484.00	\$ 44.00	9/10/2012 713	26/10/2012 ATO BAS	\$ 16,646.00
30/07/2012	valspar	\$ 2,420.00	\$ 220.00	9/10/2012		
4/10/2012	RMS	\$ 16,500.00	\$ 1,500.00	22/10/2012 10425105		
18/10/2012	RMS	\$ 4,400.00	\$ 400.00	29/10/2012	2/10/2012 Bunnings materials	\$ 3.06 \$ 33.74
3/09/2012	Kempsey Council	\$ 1,870.00	\$ 170.00	26/10/2012	2/10/2012 N Durban Engineer	\$ 10.00 \$ 110.00
		\$ 31,817.50	\$ 2,892.50		2/10/2012 Pro Autocare	\$ 53.45 \$ 588.00
					2/10/2012 Cartridge	\$ 2.63 \$ 28.95
					2/10/2012 Toll	\$ 9.00 \$ 100.00
					4/10/2012 R Laffey Labour	\$ - \$ 2,120.00
					4/10/2012 R Houston Labour	\$ - \$ 1,200.00
					5/10/2012 Bhullar Steel	\$ 43.60 \$ 479.60
					6/10/2012 D Brook Labour	\$ - \$ 1,225.00
					6/10/2012 L Sinhock Labour	\$ - \$ 2,012.50
					8/10/2012 Sydney wide	\$ 9.00 \$ 99.00
					9/10/2012 Rent Workshop	\$ 320.00 \$ 3,520.00
					10/10/2012 R Laffey Labour	\$ - \$ 1,540.00
					12/10/2012 Toll	\$ 9.00 \$ 100.00
					12/10/2012 Ashley Dividends	\$ - \$ 21,000.00
					12/10/2012 Hardware Materials	\$ 3.18 \$ 35.00
					13/10/2012 D Brook Labour	\$ - \$ 1,610.00
					13/10/2012 L Sinhock Labour	\$ - \$ 420.00
					15/10/2012 AA Mobile	\$ 40.80 \$ 448.88
					15/10/2012 Phone Fax	\$ 18.50 \$ 203.60
					15/10/2012 Insurance Mazda Ute	\$ 133.00 \$ 1,463.07
					17/10/2012 AEW Electrical	\$ 3.24 \$ 35.70
					17/10/2012 Bunnings materials	\$ 4.71 \$ 51.88
					18/10/2012 R Houston Labour	\$ - \$ 1,200.00
					18/10/2012 R Laffey Labour	\$ - \$ 1,520.00
					22/10/2012 D Brook Labour	\$ - \$ 350.00
					23/10/2012 L Sinhock Labour	\$ - \$ 980.00
					23/10/2012 BOC	\$ 33.39 \$ 367.36
					23/10/2012 Veolia Bins	\$ - \$ 11.00
					23/10/2012 Edcon Steel	\$ 1.87 \$ 20.60
					23/10/2012 N Durban Engineer	\$ 12.00 \$ 132.00
					23/10/2012 CMC Coils	\$ 5.70 \$ 62.70
					23/10/2012 Materials RMS/ RTA	\$ 540.90 \$ 5,950.00
					23/10/2012 MS Stainless materials	\$ 31.87 \$ 350.63
					24/10/2012 R Laffey Labour	\$ - \$ 400.00
					26/10/2012 D Brook Labour	\$ - \$ 1,610.00
					27/10/2012 L Sinhock Labour	\$ - \$ 840.00
					29/10/2012 Bunnings materials	\$ 6.79 \$ 74.70
					30/10/2012 Van Leewen materials	\$ 19.36 \$ 213.00
					30/10/2012 MCT Telemetry	\$ 748.45 \$ 8,233.00
RECEIVED						
2/10/2012	UGL	\$ 2,271.50				
9/10/2012	Valspar	\$ 6,776.00				
18/10/2012	RMS	\$ 16,500.00				
26/10/2012	Kempsey Shire	\$ 1,870.00				
29/10/2012	RMS	\$ 4,400.00				
		\$ 31,817.50				
5/10/2012	TAX REFUND	\$ 55,889.00				
WAGES						
Sherwyn		Gross	Tax	Nett		
4/10/2012		\$ 2,400.00	\$ 640.00	\$ 1,760.00		
18/10/2012		\$ 2,400.00	\$ 640.00	\$ 1,760.00		
		\$ 4,800.00	\$ 1,280.00	\$ 3,520.00		
Brendan						
4/10/2012		\$ 1,760.00	\$ 272.00	\$ 1,488.00		
18/10/2012		\$ 1,760.00	\$ 272.00	\$ 1,488.00		
		\$ 3,520.00	\$ 544.00	\$ 2,976.00		
Liam						
4/10/2012		\$ 1,200.00	\$ 112.00	\$ 1,088.00		
18/10/2012		\$ 960.00	\$ 62.00	\$ 898.00		
		\$ 2,160.00	\$ 174.00	\$ 1,986.00		

31/10/2012 CS Variety Stationary			\$ 9.84	\$ 108.24
PETROL	\$	1,877.18	\$ 170.65	
2/10/2012				\$ 111.18
15/10/2012	Petrol Card			\$ 1,655.45
18/10/2012				\$ 60.54
23/10/2012				\$ 50.01
			\$ 3,828.89	\$ 96,805.33

AA STEEL PIPING DECEMBER 2012

INCOME

		AMOUNT	GST
3/12/2012	ALLMEN	\$ 2,904.00	\$ 264.00
13/09/2012	valspar	\$ 2,288.00	\$ 208.00
13/09/2012	valspar	\$ 2,618.00	\$ 238.00
13/09/2012	valspar	\$ 25,521.50	\$ 2,320.10
13/09/2012	valspar	\$ 2,186.00	\$ 198.72
		\$ 35,517.50	\$ 3,228.82

EXPENSES

			GST	AMOUNT
5/12/2012	719	20/12/2012 Super Ashley	\$ -	\$ 5,000.00
8/12/2012	717	21/12/2012 Super Brendan	\$ -	\$ 316.00
8/12/2012	722	24/12/2012 ATO PAYG	\$ -	\$ 3,156.00
8/12/2012	721	27/12/2012 Super Liam	\$ -	\$ 216.00
8/12/2012	718	27/12/2012 Super Liam	\$ -	\$ 216.00
	716	28/12/2012 Super Sherwyn	\$ -	\$ 450.00
	720	30/12/2012 Monies owed materials	\$ 104.54	\$ 1,150.00

10425105

RECEIVED

6/12/2012	Valspar	\$ 2,904.00
7/12/2012	Valspar	\$ 32,613.50
		\$ 35,517.50

3/12/2012	Toll	\$ 9.00	\$ 100.00
4/12/2012	Rent Workshop	\$ 320.00	\$ 3,520.00
4/12/2012	Toll	\$ 9.00	\$ 100.00
5/12/2012	Bunnings Materials	\$ 2.18	\$ 23.98
5/12/2012	Toll	\$ 9.00	\$ 100.00
6/12/2012	Ms Stainless Materials	\$ 42.95	\$ 472.45
9/12/2012	D Brook Labour	\$ -	\$ 630.00
11/12/2012	Toll	\$ 9.00	\$ 100.00
14/12/2012	AME products	\$ 4.55	\$ 50.05
14/12/2012	D Brook Labour	\$ -	\$ 2,262.00
14/12/2012	R Houston Labour	\$ -	\$ 1,200.00
17/12/2012	L Sinhock Labour	\$ -	\$ 280.00
17/12/2012	Austwide Technical	\$ 99.40	\$ 1,093.40
19/12/2012	AA Mobile	\$ 50.79	\$ 558.70
19/12/2012	Van Leeuwen	\$ 23.37	\$ 257.16
19/12/2012	Electricity workshop	\$ 24.24	\$ 266.74
20/12/2012	Materials Allmen	\$ 354.54	\$ 3,900.00
20/12/2012	Materials RTA	\$ 218.18	\$ 2,400.00
24/12/2012	L Sinhock Labour	\$ -	\$ 500.00
27/12/2012	R Houston Labour	\$ -	\$ 1,200.00
30/12/2012	Bunnings Materials	\$ 40.46	\$ 445.08
31/12/2012	CGU Workers Comp	\$ 33.90	\$ 372.98

WAGES

	Gross	Tax	Nett
Sherwyn			
14/12/2012	\$ 2,400.00	\$ 640.00	\$ 1,760.00
27/12/2012	\$ 2,400.00	\$ 640.00	\$ 1,760.00
	\$ 4,800.00	\$ 1,280.00	\$ 3,520.00

Brendan

14/12/2012	\$ 2,037.00	\$ 368.00	\$ 1,669.00
27/12/2012	\$ 1,760.00	\$ 272.00	\$ 1,488.00
	\$ 3,797.00	\$ 640.00	\$ 3,157.00

Liam

14/12/2012	\$ 1,388.00	\$ 150.00	\$ 1,238.00
27/12/2012	\$ 1,200.00	\$ 112.00	\$ 1,088.00
	\$ 2,588.00	\$ 262.00	\$ 2,326.00

PETROL

	\$ 1,992.50	\$ 181.13	
1/12/2012		\$ 97.29	
6/12/2012	Petrol Card	\$ 1,544.34	
16/12/2012		\$ 114.11	
22/12/2012		\$ 101.46	
22/12/2012		\$ 35.29	
28/12/2012		\$ 100.01	

\$ 1,536.23 \$ 32,329.04

AA STEEL PIPING FEBRUARY 2013

INCOME		AMOUNT	GST	received	EXPENSES	GST	AMOUNT
7/11/2012	UGL	\$ 2,090.00	\$ 190.00		10425105		
7/11/2012	UGL	\$ 3,129.50	\$ 284.50		1/02/2013	Insurance Mercedes	\$ 350.39 \$ 3,854.26
2/10/2012	UGL	\$ 5,753.00	\$ 523.00		4/02/2013	L Sinhock Labour	\$ - \$ 830.00
10/10/2012	UGL	\$ 446.60	\$ 40.60		4/02/2013	Feb Rent Workshop	\$ 320.00 \$ 3,520.00
26/11/2012	RTA	\$ 6,600.00	\$ 600.00	11/02/2013	6/02/2013	Wattyl paints	\$ 8.03 \$ 88.28
20/11/2012	valspar	\$ 572.00	\$ 52.00	11/02/2013	7/02/2013	Fencing and Gate Materials	\$ 3.13 \$ 34.44
26/11/2012	valspar	\$ 572.00	\$ 52.00	11/02/2013	7/02/2013	R Houston Labour	\$ - \$ 1,200.00
13/11/2012	valspar	\$ 4,075.50	\$ 370.50	11/02/2013	7/02/2013	Bunnings Minchinbury Materials	\$ 9.13 \$ 100.42
1/02/2013	rta	\$ 6,908.00	\$ 628.00	28/02/2013	9/02/2013	L Sinhock Labour	\$ - \$ 1,400.00
18/02/2013	rta	\$ 1,683.00	\$ 153.00	28/02/2013	9/02/2013	D Brook Labour	\$ - \$ 600.00
		\$ 31,829.60	\$ 2,893.60		11/02/2013	Veolia Bins	\$ 4.50 \$ 49.50
					15/02/2013	L Sinhock Labour	\$ - \$ 1,785.00
					19/02/2013	AA Mobile	\$ 45.54 \$ 500.89
RECEIVED					21/02/2013	Cutaway concrete	\$ 33.79 \$ 371.69
1/02/2013	UGL	\$ 11,419.10			21/02/2013	Materials RTA	\$ 64.00 \$ 704.00
7/02/2013	RTA	\$ 6,600.00			21/02/2013	ADG Welding	\$ 25.39 \$ 279.34
8/02/2013	Valspar	\$ 5,219.50			21/02/2013	Edcon Steel Material	\$ 62.33 \$ 685.68
26/02/2013	RTA	\$ 6,908.00			21/02/2013	CMC Coils	\$ 170.54 \$ 1,875.94
28/02/2013	RTA	\$ 1,683.00			21/02/2013	R Houston Labour	\$ - \$ 1,200.00
		\$ 31,829.60			21/02/2013	L Sinhock Labour	\$ - \$ 1,372.50
					22/02/2013	D Brook Labour	\$ - \$ 750.00
					22/02/2013	Toll	\$ 9.00 \$ 100.00
WAGES					25/02/2013	Toll	\$ 9.00 \$ 100.00
Sherwyn		Gross	Tax	Nett	27/02/2013	BAS Oct, Nov, Dec	\$ - \$ 6,400.00
7/02/2013		\$ 2,400.00	\$ 640.00	\$ 1,760.00	27/02/2013	PAYG Jan	\$ - \$ 1,886.00
21/02/2013		\$ 2,400.00	\$ 640.00	\$ 1,760.00	28/02/2013	Bunnings Minchinbury Materials	\$ 9.85 \$ 108.37
		\$ 4,800.00	\$ 1,280.00	\$ 3,520.00	28/02/2013	Toner for Printer	\$ 9.36 \$ 103.00
					28/02/2013	CGU Workers Compensation	\$ 33.91 \$ 372.99
Brendan							
7/02/2013		\$ 1,760.00	\$ 272.00	\$ 1,488.00			
21/02/2013		\$ 1,760.00	\$ 272.00	\$ 1,488.00			
		\$ 3,520.00	\$ 544.00	\$ 2,976.00			
Liam					PETROL		\$ 2,018.25 \$ 183.48
7/02/2013		\$ 1,200.00	\$ 112.00	\$ 1,088.00	2/02/2013		\$ 99.69
21/02/2013		\$ 1,020.00	\$ 74.00	\$ 946.00	4/02/2013		\$ 97.18
		\$ 2,220.00	\$ 186.00	\$ 2,034.00	6/02/2013		\$ 39.20
					6/02/2013		\$ 50.10
					7/02/2013		\$ 1,459.71
Ashley Dividends				5,000	8/02/2013		\$ 111.64
					9/02/2013		\$ 87.43
					21/02/2013		\$ 73.30
							\$ 1,351.37 \$ 32,290.55

AA STEEL PIPING MARCH 2013

INCOME

		AMOUNT	GST
24/01/2013	Dairy Farmers	\$ 5,749.70	\$ 522.70
29/01/2013	Rheem	\$ 3,177.90	\$ 288.90
6/03/2013	Valspar	\$ 1,144.00	\$ 104.00
18/02/2013	Justhead	\$ 473.00	\$ 43.00
7/02/2013	Justhead	\$ 385.00	\$ 35.00
7/02/2013	Justhead	\$ 770.00	\$ 70.00
7/02/2013	Justhead	\$ 132.00	\$ 12.00
1/02/2013	Justhead	\$ 401.50	\$ 36.50
29/01/2013	Justhead	\$ 330.00	\$ 30.00
29/01/2013	Justhead	\$ 1,463.00	\$ 133.00
		\$ 14,026.10	\$ 1,275.10

RECEIVED

Rheem	\$ 3,177.90
Dairy Farmers	\$ 5,749.70
Valspar	\$ 1,144.00
Just Heads	\$ 3,954.50
	\$ 14,026.10
DEEWRRCM - Lawler	\$ 750.00

WAGES

	Gross	Tax	Nett
Sherwyn			
7/03/2013	\$ 2,400.00	\$ 640.00	\$ 1,760.00
21/03/2013	\$ 2,400.00	\$ 640.00	\$ 1,760.00
	\$ 4,800.00	\$ 1,280.00	\$ 3,520.00

Brendan

7/03/2013	\$ 1,700.00	\$ 390.00	\$ 1,310.00
21/03/2013	\$ 1,216.00	\$ 114.00	\$ 1,102.00
	\$ 2,916.00	\$ 504.00	\$ 2,412.00

Liam

7/03/2013	\$ 1,156.00	\$ 102.00	\$ 1,054.00
21/03/2013	\$ 748.00	\$ 8.00	\$ 740.00
	\$ 1,904.00	\$ 110.00	\$ 1,794.00

EXPENSES

		EXPENSES	GST	AMOUNT
	730	6/03/2013	Super Brendan	\$ 316.00
	726	6/03/2013	Super Brendan	\$ 316.00
11/03/2013	727	7/03/2013	Super Liam	\$ 216.00
11/03/2013	725	7/03/2013	Super Liam	\$ 216.00
11/03/2013	731	13/03/2013	Super Ashley	\$ 5,000.00
11/03/2013	729	13/03/2013	Super Sherwyn	\$ 450.00
11/03/2013	728	13/03/2013	Super Sherwyn	\$ 450.00
11/03/2013	10425105			

11/03/2013	1/03/2013	AA Phone/Fax	\$ 12.73	\$ 140.00
	1/03/2013	BOC Materials	\$ 83.77	\$ 921.46
	2/03/2013	Industrial Galvanising	\$ 145.09	\$ 1,596.00
	2/03/2013	Materials Rheem	\$ 159.27	\$ 1,752.00
	2/03/2013	Materials RMS	\$ 106.00	\$ 1,166.00
	4/03/2013	Active Steel	\$ 25.75	\$ 283.25
	4/03/2013	Veolia Waste Bins	\$ 5.05	\$ 55.53
	4/03/2013	ASIC Renewal	\$ -	\$ 230.00
	5/03/2013	March Rent Workshop	\$ 320.00	\$ 3,520.00
	5/03/2013	Bunnings Materials	\$ 1.29	\$ 14.18
	7/03/2013	ADG Welding	\$ 92.73	\$ 1,020.00
	15/03/2013	Bunnings Materials	\$ 10.76	\$ 118.32
	15/03/2013	Toll	\$ 9.00	\$ 100.00
	18/03/2013	BOC Materials	\$ 23.25	\$ 255.80
	18/03/2013	Electricity Workshop	\$ 38.75	\$ 426.21
	18/03/2013	All About Metal	\$ 33.00	\$ 363.00
	18/03/2013	Nepean Boltmaster	\$ 3.89	\$ 42.74
	18/03/2013	CMC Coils	\$ 15.60	\$ 171.60
	20/03/2013	Toll	\$ 9.00	\$ 100.00
	21/03/2013	Materials RMS	\$ 109.09	\$ 1,200.00

PETROL

		\$ 2,052.52	\$ 186.59
	6/03/2013		\$ 105.11
	9/03/2013		\$ 105.21
	12/03/2013		\$ 110.49
	17/03/2013		\$ 107.88
	18/03/2013		\$ 109.13
	18/03/2013		\$ 41.70
	18/03/2013		\$ 1,362.46
	27/03/2013		\$ 110.54

\$ 1,390.61 \$ 22,492.61

AA STEEL PIPING APRIL 2013

INCOME

	AMOUNT	GST
4/4/20132 Lendar Mech	\$ 10,824.00	\$ 984.00
31/01/2013 valspar	\$ 1,787.50	\$ 162.50
29/01/2013 valspar	\$ 2,849.00	\$ 259.00
21/01/2013 valspar	\$ 3,410.00	\$ 310.00
21/01/2013 valspar	\$ 9,876.90	\$ 897.90
Lendar Mech	\$ 20,000.00	1818.19
Sam Jas Construction	\$ 44,587.87	\$ -
	\$ 93,335.27	\$ 4,431.59

RECEIVED

3/04/2013 Sam Jas Construction	\$ 44,587.87
9/04/2013 Valspar	\$ 17,923.40
9/04/2013 Lendar Mechanical	\$ 4,000.00
10/04/2013 Lendar Mechanical	\$ 4,000.00
12/04/2013 Lendar Mechanical	\$ 2,824.00
22/04/2013 Lendar Mechanical	\$ 5,000.00
22/04/2013 Lendar Mechanical	\$ 5,000.00
29/04/2013 Lendar Mechanical	\$ 5,000.00
30/04/2013 Lendar Mechanical	\$ 5,000.00
	\$ 93,335.27

DEEWRRCM - Lawler \$ 750.00

WAGES

	Gross	Tax	Nett
Sherwyn			
4/04/2013	\$ 2,400.00	\$ 640.00	\$ 1,760.00
19/04/2013	\$ 2,400.00	\$ 640.00	\$ 1,760.00
27/04/2013 \$150 LAFA - no tax	\$ 1,665.00	\$ 410.00	\$ 1,405.00
	\$ 6,465.00	\$ 1,690.00	\$ 4,925.00

Brendan

4/04/2013	\$ 2,220.00	\$ 430.00	\$ 1,790.00
20/04/2013	\$ 2,351.00	\$ 476.00	\$ 1,875.00
27/04/2013 \$150 LAFA - no tax	\$ 1,178.00	\$ 239.00	\$ 1,089.00
	\$ 5,749.00	\$ 1,145.00	\$ 4,754.00

Liam

4/04/2013	\$ 936.00	\$ 58.00	\$ 878.00
20/04/2013	\$ 1,244.00	\$ 120.00	\$ 1,124.00
27/04/2013 \$150 LAFA - no tax	\$ 1,287.00	\$ 276.00	\$ 1,161.00
	\$ 3,467.00	\$ 454.00	\$ 3,163.00

Ashley \$ 10,000.00 \$ 5,000.00 \$ 5,000.00

EXPENSES

	GST	AMOUNT
734 4/04/2013 Materials Valspar	\$ 109.09	\$ 1,200.00
732 4/04/2013 Kwikkopy workbooks	\$ 18.19	\$ 200.20
733 17/04/2013 CDM Graphics Bus Cards	\$ 17.73	\$ 195.00
738 22/04/2013 Ashley Super	\$ -	\$ 5,000.00
744 26/04/2013 ATO PAYG	\$ -	\$ 2,010.00
745 26/04/2013 ATO BAS Ashley	\$ -	\$ 960.00
746 26/04/2013 ATO BAS Jan Feb March	\$ -	\$ 4,111.00

10425105

2/04/2013 CGU Workers Comp	\$ 33.91	\$ 372.98
3/04/2013 Midway Metals Materials	\$ 15.28	\$ 168.08
3/04/2013 Van Leuwen Materials	\$ 4.30	\$ 47.28
3/04/2013 AA phone fax	\$ 7.93	\$ 87.20
3/04/2013 Materials Lendar Mech	\$ 377.28	\$ 4,150.00
3/04/2013 Rent Work shop	\$ 320.00	\$ 3,520.00
4/04/2013 Delon Steel	\$ 3,981.55	\$ 43,797.00
5/04/2013 D Farrugia	\$ 36.00	\$ 396.00
7/04/2013 Computer Purchase	\$ 268.19	\$ 2,950.00
19/04/2013 Nepean Bolt Master	\$ 2.44	\$ 26.84
19/04/2013 Veolia Waste	\$ 1.55	\$ 17.03
19/04/2013 Atlas Steel Materials	\$ 133.60	\$ 1,469.60
19/04/2013 BOC	\$ 17.87	\$ 196.49
19/04/2013 Van Leuwen Materials	\$ 4.30	\$ 47.28
19/04/2013 Van Leuwen Materials	\$ 109.09	\$ 1,200.00
20/04/2013 Rainford Engineering	\$ 328.55	\$ 3,614.00
26/04/2013 Accomodation Proserpine	\$ 141.89	\$ 1,560.70
26/04/2013 Materials Proserpine	\$ 536.37	\$ 5,900.00
29/04/2013 Accomodation Proserpine	\$ 81.82	\$ 900.00
30/04/2013 BOC	\$ 8.07	\$ 88.75
30/04/2013 CGU Workers Comp	\$ 33.91	\$ 372.98

PETROL

	\$ 108.09	
1/04/2013		\$ 103.94
19/04/2013 petrol card		\$ 909.09
26/04/2013		\$ 75.42
28/04/2013		\$ 101.14

\$ 6,697.00 \$ 85,748.00

AA STEEL PIPING MAY 2013

INCOME				AMOUNT	GST	EXPENSES				GST	AMOUNT		
18/02/2013	valspar	\$	1,179.75	\$	107.25	10/05/2013	743	1/05/2013	Public Liability renewal	\$	169.08	\$	1,859.79
15/2/2013v	valspar	\$	4,182.75	\$	380.25	10/05/2013	747	2/05/2013	Mangan	\$	-	\$	3,300.00
11/02/2013	valspar	\$	2,931.50	\$	266.50	10/05/2013	740	6/05/2013	Super Brendan	\$	-	\$	268.00
7/02/2013	Valspar	\$	1,144.00	\$	104.00	10/05/2012	739	6/05/2013	Super Liam	\$	-	\$	170.00
1/2/20213	valspar	\$	765.60	\$	69.60	10/05/2013	748	15/05/2013	Super Brendan	\$	-	\$	306.00
19/02/2013	valspar	\$	536.25	\$	48.75	10/05/2013	749	16/05/2013	Super Liam	\$	-	\$	201.00
22/02/2013	Dairy Farmers	\$	4,455.00	\$	405.00	17/05/2013	752	17/05/2013	Super Sherwyn	\$	-	\$	365.00
4/04/2013	Lendmar Mechanical	\$	3,166.00	\$	287.82	2/05/2013	750	17/05/2013	Super Sherwyn	\$	-	\$	582.00
2/05/2013	Pentair	\$	31,922.00	\$	2,802.00	24/05/2013	751	17/05/2013	Super Sherwyn	\$	-	\$	390.00
13/05/2013	Pentair	\$	33,880.00	\$	3,000.00	31/05/2013							
20/05/2013	Pentair	\$	25,080.00	\$	2,220.00	31/05/2013							
17/05/2013	Sam Jas Construction	\$	43,797.60	\$	3,981.60	31/05/2013							
17/05/2013	Sam Jas Construction	\$	7,963.20	\$	723.93	29/05/2013							
		\$	161,003.65	\$	14,396.70								
WAGES													
Sherwyn				Gross	Tax	Nett							
2/05/2013	Lafa \$150 no tax	\$	1,665.00	\$	410.00	\$	1,405.00	2/05/2013	Purchase of printer	\$	27.28	\$	300.00
6/05/2013	Lafa \$180 no tax	\$	2,890.00	\$	862.00	\$	2,208.00	2/05/2013	AA Phone Fax	\$	7.93	\$	87.20
12/05/2013	Lafa \$150 no tax	\$	2,840.00	\$	863.00	\$	2,127.00	2/05/2013	MS Stainless Steel	\$	25.06	\$	275.66
19/05/2013		\$	2,250.00	\$	751.00	\$	1,499.00	2/05/2013	BOC Materials	\$	15.64	\$	172.05
26/05/2013		\$	2,640.00	\$	786.00	\$	1,854.00	2/05/2013	toll	\$	9.00	\$	100.00
		\$	10,620.00	\$	3,262.00	\$	7,688.00	2/05/2013	Cash Converters Tools	\$	10.91	\$	120.00
								2/05/2013	Accommodation	\$	156.82	\$	1,725.00
								5/05/2013	Rainford Engineering	\$	118.55	\$	1,304.00
								5/05/2013	Rainford Engineering	\$	183.00	\$	2,013.00
								6/05/2013	Bunnings Materials	\$	5.89	\$	64.70
								10/05/2013	Delon Steel	\$	3,619.64	\$	39,816.00
								10/05/2013	Accommodation	\$	156.82	\$	1,725.00
								11/05/2013	L Sinhock	\$	-	\$	1,400.00
								11/05/2013	Rent Workshop	\$	320.00	\$	3,520.00
								12/05/2013	Rainford Engineering	\$	177.73	\$	1,955.00
								12/05/2013	D Brook	\$	-	\$	600.00
								13/05/2013	Wideline	\$	210.00	\$	2,310.00
								13/05/2013	BOC Materials	\$	17.29	\$	190.20
								14/05/2013	swimart	\$	5.02	\$	55.20

Liam				
3/05/2013	Lafa \$150 no tax	\$	1,287.00	\$ 276.00 \$ 1,161.00
5/05/2013	Lafa \$180 no tax	\$	1,750.00	\$ 443.00 \$ 1,487.00
12/05/2013	Lafa \$150 no tax	\$	1,720.00	\$ 431.00 \$ 1,439.00
19/05/2013		\$	1,750.00	\$ 443.00 \$ 1,307.00
27/05/2013		\$	1,345.00	\$ 296.00 \$ 1,049.00
		\$	7,852.00	\$ 1,889.00 \$ 6,443.00

Roland				
2/05/2013	Lafa \$150 no tax	\$	1,665.00	\$ 410.00 \$ 1,405.00
5/05/2013	Lafa \$180 no tax	\$	2,890.00	\$ 862.00 \$ 2,208.00
12/05/2013	Lafa \$150 no tax	\$	2,840.00	\$ 863.00 \$ 2,127.00
19/05/2013		\$	2,890.00	\$ 882.00 \$ 2,008.00
26/05/2013		\$	2,640.00	\$ 786.00 \$ 1,854.00
		\$	12,925.00	\$ 3,803.00 \$ 9,602.00

D Farrugia				
10/05/2013	Lafa \$40 no tax	\$	955.00	\$ 162.00 \$ 883.00
19/05/2013	Lafa \$178 no tax	\$	2,605.00	\$ 772.00 \$ 2,011.00
26/05/2013		\$	2,605.00	\$ 772.00 \$ 1,833.00
		\$	6,165.00	\$ 1,706.00 \$ 4,727.00

R Laffey				
2/05/2013		\$	2,160.00	\$ 601.00 \$ 1,559.00
10/05/2013	Lafa \$180 - no tax	\$	2,865.00	\$ 872.00 \$ 2,173.00
19/05/2013	Lafa - \$94 - no tax	\$	2,650.00	\$ 789.00 \$ 1,955.00
26/05/2013		\$	2,605.00	\$ 772.00 \$ 1,833.00
		\$	10,280.00	\$ 3,034.00 \$ 7,520.00

DEPOSIT

14/05/2013	PK Roofing	\$	56.41	\$ 620.50
17/05/2013	BOC Materials	\$	12.90	\$ 141.89
17/05/2013	PK Roofing	\$	225.64	\$ 2,482.00
17/05/2013	Delon Steel	\$	2,318.19	\$ 25,500.00
18/05/2013	ST Marys Sand and Soil	\$	11.73	\$ 129.00
18/05/2013	Amber	\$	12.28	\$ 135.00
19/05/2013	Bunnings Materials	\$	12.96	\$ 142.50
19/05/2013	Bunnings Materials	\$	7.25	\$ 79.75
19/05/2013	Dividends Ashley	\$	-	\$ 7,000.00
19/05/2013	Rainford Engineering	\$	166.64	\$ 1,833.00
20/05/2013	Accomodation	\$	104.55	\$ 1,150.00
21/05/2013	Telstra AA Mobile	\$	53.74	\$ 591.06
21/05/2013	Telstra AA Mobile	\$	90.28	\$ 993.00
21/05/2013	Bunnings Materials	\$	9.64	\$ 105.96
21/05/2013	toll	\$	9.00	\$ 100.00
24/05/2013	Wideline	\$	210.00	\$ 2,310.00
24/05/2013	Accomodation	\$	156.82	\$ 1,725.00
24/05/2013	Materials Cerebos	\$	237.64	\$ 2,614.00
24/05/2013	airfares to Proserpine	\$	135.55	\$ 1,494.00
24/05/2013	Green Slip ZGJ	\$	90.83	\$ 999.14
24/05/2013	Rego ZGJ	\$	63.64	\$ 700.00
24/05/2013	Rego BPF29Q	\$	60.73	\$ 668.00
24/05/2013	Green Slip BPF29Q	\$	92.64	\$ 1,019.00
24/05/2013	toll	\$	9.00	\$ 100.00
26/05/2013	Rainford Engineering	\$	154.09	\$ 1,695.00
27/05/2013	ST Marys Sand and Soil	\$	5.50	\$ 60.50
28/05/2013	PAYG	\$	-	\$ 8,289.00
31/05/2013	Accomodation	\$	52.28	\$ 575.00
31/05/2013	Car Hire Proserpine	\$	165.09	\$ 1,815.91
31/05/2013	Flights 2 men	\$	68.19	\$ 750.00
31/05/2013	Active Steel Materials	\$	175.46	\$ 1,930.00
31/05/2013	Mitre 10 materials	\$	63.19	\$ 695.00
31/05/2013	CGU Workers Comp	\$	33.91	\$ 372.99

2/05/2013 Lendar Mechanical	\$	3,166.00
9/05/2013 Valspar	\$	10,739.85
16/05/2013 Lion Dairy	\$	4,455.00
24/05/2013 Pentair	\$	31,922.00
29/05/2013 Sam Jas Construction	\$	7,963.20
31/05/2013 Pentair	\$	33,880.00
31/05/2013 Pentair	\$	25,080.00
31/05/2013 Sam Jas Construction	\$	43,797.60
	\$	161,003.65

PETROL

2/05/2013	petrol card	\$	124.00	\$	730.64
2/05/2013				\$	80.73
8/05/2013				\$	63.22
15/05/2013				\$	85.07
		\$	10,225.43	\$	134,950.66

22/06/2013	\$	1,137.00	28/06/2013 Super Ray Laffey	\$	-	\$	400.00
30/06/2013	\$	1,326.00	28/06/2013 Accomodation Proserpine	\$	52.28	\$	575.00
	\$	5,260.00	28/06/2013 AA Phone/Fax	\$	24.73	\$	271.98
Roland							
7/06/2013	\$	1,155.00					
D Farrugia							
2/06/2013	\$	1,861.00					
12/06/2013	\$	1,861.00					
	\$	3,722.00					
R Laffey							
2/06/2013	\$	1,861.00					
7/06/2013	\$	1,861.00	PETROL	\$	180.84		
17/06/2013	\$	1,615.00	6/06/2013			\$	103.93
22/06/2013	\$	1,584.00	7/06/2013			\$	89.40
30/06/2013	\$	1,584.00	8/06/2013			\$	99.23
	\$	8,505.00	11/06/2013			\$	95.43
Ridwan			11/06/2013 Petrol Card			\$	1,413.01
13/06/2013	\$	901.00	12/06/2013			\$	138.15
15/06/2013	\$	602.00	15/06/2013			\$	50.01
22/06/2013	\$	938.00				\$	8,436.68
29/06/2013	\$	1,099.00				\$	117,258.63
	\$	3,540.00					
Ashley	\$	10,000	\$	5,000	\$	5,000	

	1/07/2013	2/07/2013	3/07/2013	4/07/2013	5/07/2013		6/07/2013						
	Monday	Tuesday	Wednesday	Thursday	Friday	TOTAL	Saturday	GROSS	TAX	NET	Lafa	TOTAL	
							\$5.00 PLUS						
Ray	\$45	10	10	10	10	10	50 \$ 2,250.00	8 \$ 400.00	\$ 2,650.00	\$ 789.00	\$ 1,861.00	\$ 200.00	\$ 2,061.00
plus 28hrs @ \$40.00	\$ 1,120.00	\$ 219.00	\$ 901.00										
travel													
PLUS													
Petrol													
Accomodation													

	24/06/2013	25/06/2013	26/06/2013	27/06/2013	28/06/2013			29/06/2013						
	Monday	Tuesday	Wednesday	Thursday	Friday			Saturday		GROSS	TAX	NET	Lafa	TOTAL
						TOTAL		\$5.00 PLUS						
Sherwyn	\$50	10	10	10	10	10	50 \$ 2,500.00	8 \$	440.00 \$	2,940.00 \$	901.00 \$	2,039.00 \$	150.00 \$	2,189.00
Liam	\$30	10	10	10	10	10	50 \$ 1,500.00	8 \$	280.00 \$	1,780.00 \$	454.00 \$	1,326.00 \$	150.00 \$	1,476.00
Ray	\$45	10	10	10	10	10	50 \$ 2,250.00	8 \$	400.00 \$	2,650.00 \$	789.00 \$	1,861.00 \$	200.00 \$	2,061.00
		30	30	30	30	30	150		24					
										\$ 7,370.00	\$ 2,144.00	\$ 5,226.00	\$ 500.00	\$ 5,726.00

	17/06/2013	18/06/2013	19/06/2013	20/06/2013	21/06/2013		22/06/2013						
	Monday	Tuesday	Wednesday	Thursday	Friday		Saturday		GROSS	TAX	NET	Lafa	TOTAL
						TOTAL	\$5.00 PLUS						
Sherwyn	\$50	10	10	10	10	0	40 \$ 2,000.00	8 \$ 440.00	\$ 2,440.00	\$ 709.00	\$ 1,731.00	\$ 150.00	\$ 1,881.00
Liam	\$30	10	10	10	10	0	40 \$ 1,200.00	8 \$ 280.00	\$ 1,480.00	\$ 342.00	\$ 1,137.00	\$ 150.00	\$ 1,287.00
Ray	\$45	10	10	10	10	0	40 \$ 1,800.00	8 \$ 400.00	\$ 2,200.00	\$ 616.00	\$ 1,584.00	\$ 200.00	\$ 1,784.00
		30	30	30	30	0	120	24					
									\$ 6,120.00	\$ 1,667.00	\$ 4,452.00	\$ 500.00	\$ 4,952.00

	11/06/2013	12/06/2013	13/06/2013	14/06/2013	15/06/2013		16/06/2013						
	Monday	Tuesday	Wednesday	Thursday	Friday	TOTAL	Saturday	GROSS	TAX	NET	Lafa	TOTAL	
Sherwyn	\$50	0	0	10	10	10	30 \$ 1,500.00	8 \$ 440.00	\$ 1,940.00	\$ 516.00	\$ 1,424.00	\$ 150.00	\$ 1,574.00
Liam	\$30	0	0	10	10	10	30 \$ 900.00	8 \$ 280.00	\$ 1,180.00	\$ 239.00	\$ 941.00	\$ 150.00	\$ 1,091.00
Ray	\$45	0	10	10	10	10	40 \$ 1,800.00	8 \$ 400.00	\$ 2,200.00	\$ 616.00	\$ 1,584.00	\$ 150.00	\$ 1,734.00
	0	10	30	30	30	100		24					
								\$ 5,320.00	\$ 1,371.00	\$ 3,949.00	\$ 450.00	\$ 4,399.00	

	3/06/2013	4/06/2013	5/06/2013	6/06/2013	7/06/2013		8/06/2013											
	Monday	Tuesday	Wednesday	Thursday	Friday		Saturday											
						TOTAL	\$5.00 PLUS		GROSS	TAX	NET	Lafa	TOTAL					
Sherwyn	\$50	10	10	10	0	4	34	\$ 1,700.00	\$	1,700.00	\$	424.00	\$	1,276.00	\$	150.00	\$	1,426.00
Brendan	\$35	10	10	10	0	0	30	\$ 1,050.00	\$	1,050.00	\$	195.00	\$	855.00	\$	150.00	\$	1,005.00
Liam	\$30	10	10	10	0	4	34	\$ 1,020.00	\$	1,020.00	\$	184.00	\$	836.00	\$	150.00	\$	986.00
Ray	\$45	10	10	10	10	10	50	\$ 2,250.00	\$	2,250.00	\$	635.00	\$	1,615.00	\$	150.00	\$	1,765.00
		40	40	40	10	18	148											
									\$	6,020.00	\$	1,438.00	\$	4,582.00	\$	600.00	\$	5,182.00

	27/05/2013	28/05/2013	29/05/2013	30/05/2013	31/05/2013			1/06/2013							
	Monday	Tuesday	Wednesday	Thursday	Friday			Saturday		GROSS	TAX	NET	Lafa	TOTAL	
						TOTAL		\$5.00 PLUS							
Sherwyn	\$50	10	4	0	10	10	34	\$ 1,700.00	8	\$ 440.00	\$ 2,140.00	\$ 593.00	\$ 1,547.00	\$ 150.00	\$ 1,697.00
Brendan	\$35	10	4	0	10	10	34	\$ 1,190.00	8	\$ 320.00	\$ 1,510.00	\$ 352.00	\$ 1,158.00	\$ 150.00	\$ 1,308.00
Liam	\$30	10	4	0	10	10	34	\$ 1,020.00	8	\$ 280.00	\$ 1,300.00	\$ 280.00	\$ 1,020.00	\$ 150.00	\$ 1,170.00
Danny	\$45	10	10	10	10	10	50	\$ 2,250.00	8	\$ 400.00	\$ 2,650.00	\$ 789.00	\$ 1,861.00	\$ 150.00	\$ 2,011.00
Ray	\$45	10	10	10	10	10	50	\$ 2,250.00	8	\$ 400.00	\$ 2,650.00	\$ 789.00	\$ 1,861.00	\$ 150.00	\$ 2,011.00
		50	32	20	50	50	202		40	242					
										\$ 10,250.00	\$ 2,803.00	\$ 7,447.00	\$ 750.00	\$ 8,197.00	

	20/05/2013	21/05/2013	22/05/2013	23/05/2013	24/05/2013			26/05/2013							
	Monday	Tuesday	Wednesday	Thursday	Friday			Saturday		GROSS	TAX	NET	Lafa	TOTAL	
						TOTAL		\$5.00 PLUS							
Sherwyn	\$50	10	10	10	4	10	44	\$ 2,200.00	8	\$ 440.00	\$ 2,640.00	\$ 786.00	\$ 1,854.00	\$ 150.00	\$ 2,004.00
Brendan	\$35	10	10	10	4	10	44	\$ 1,540.00	5	\$ 200.00	\$ 1,740.00	\$ 439.00	\$ 1,301.00	\$ 150.00	\$ 1,451.00
Liam	\$30	10	10	10	4	5	39	\$ 1,170.00	5	\$ 175.00	\$ 1,345.00	\$ 296.00	\$ 1,049.00	\$ 150.00	\$ 1,199.00
Zac	\$50	10	10	10	4	10	44	\$ 2,200.00	8	\$ 440.00	\$ 2,640.00	\$ 786.00	\$ 1,854.00	\$ 150.00	\$ 2,004.00
Amandeep	\$45	10	10	10	4	10	44	\$ 1,980.00	8	\$ 400.00	\$ 2,380.00	\$ 685.00	\$ 1,695.00	\$ 150.00	\$ 1,845.00
Danny	\$45	10	10	10	10	10	50	\$ 2,250.00	8	\$ 400.00	\$ 2,650.00	\$ 789.00	\$ 1,861.00	\$ 150.00	\$ 2,011.00
Ray	\$45	10	10	10	10	10	50	\$ 2,250.00	8	\$ 400.00	\$ 2,650.00	\$ 789.00	\$ 1,861.00	\$ 150.00	\$ 2,011.00
		70	70	70	40	65	315		50	365					
										\$ 16,045.00	\$ 4,570.00	\$ 11,475.00	\$ 1,050.00	\$ 12,525.00	

	13/05/2013	14/05/2013	15/05/2013	16/05/2013	17/05/2013				18/05/2013						
	Monday	Tuesday	Wednesday	Thursday	Friday				Saturday		GROSS	TAX	NET	Lafa	TOTAL
						TOTAL			\$5.00 PLUS						
Sherwyn	\$50	10	10	9	10	6	45	\$ 2,250.00	0	\$ -	\$ 2,250.00	\$ 751.00	\$ 1,499.00	\$ 150.00	\$ 1,649.00
Brendan	\$35	10	10	9	10	10	49	\$ 1,715.00	8	\$ 320.00	\$ 2,035.00	\$ 553.00	\$ 1,482.00	\$ 150.00	\$ 1,632.00
Liam	\$30	10	10	9	10	9.5	48.5	\$ 1,470.00	8	\$ 280.00	\$ 1,750.00	\$ 443.00	\$ 1,307.00	\$ 150.00	\$ 1,457.00
Zac	\$50	10	10	9	10	10	49	\$ 2,450.00	8	\$ 440.00	\$ 2,890.00	\$ 882.00	\$ 2,008.00	\$ 150.00	\$ 2,158.00
Amandeep	\$45	10	10	9	10	10	49	\$ 2,205.00	8	\$ 400.00	\$ 2,605.00	\$ 772.00	\$ 1,833.00	\$ 150.00	\$ 1,983.00
Danny	\$45	9	10	10	10	10	49	\$ 2,205.00	8	\$ 400.00	\$ 2,605.00	\$ 772.00	\$ 1,833.00	\$ 150.00	\$ 1,983.00
Ray	\$45	9	10	10	10	10	49	\$ 2,205.00	8	\$ 400.00	\$ 2,605.00	\$ 772.00	\$ 1,833.00	\$ 150.00	\$ 1,983.00
		68	70	65	70	65.5	338.5		48	386.5					
											\$ 16,740.00	\$ 4,945.00	\$ 11,795.00	\$ 1,050.00	\$ 12,845.00

	29/04/2013	30/04/2013	1/05/2013	2/05/2013	3/05/2013		4/05/2013								
	Monday	Tuesday	Wednesday	Thursday	Friday	TOTAL	Saturday	GROSS	TAX	NET	TOTAL				
							\$5.00 PLUS								
Sherwyn	\$50	10	10	10	9	10	49 \$ 2,450.00	8 \$ 440.00	\$ 2,890.00	\$ 862.00	\$ 2,028.00	\$ 180.00	\$ 2,208.00		
Dave	\$40	10	10	0	0	0	20 \$ 1,200.00	0 \$ -	\$ 1,200.00	\$ 246.00	\$ 954.00	\$ -	\$ 955.00		
Brendan	\$35	10	10	10	9	10	49 \$ 1,715.00	8 \$ 320.00	\$ 2,035.00	\$ 553.00	\$ 1,482.00	\$ 180.00	\$ 1,662.00		
Liam	\$30	10	10	10	9	10	49 \$ 1,470.00	8 \$ 280.00	\$ 1,750.00	\$ 443.00	\$ 1,307.00	\$ 180.00	\$ 1,487.00		
Zac	\$50	10	10	10	9	10	49 \$ 2,450.00	8 \$ 440.00	\$ 2,890.00	\$ 862.00	\$ 2,028.00	\$ 180.00	\$ 2,208.00		
Amandeep	\$45	10	10	10	9	10	49 \$ 2,205.00	8 \$ 400.00	\$ 2,605.00	\$ 772.00	\$ 1,833.00	\$ 180.00	\$ 2,013.00		
Danny	\$45	0	0	0	9	10	19 \$ 855.00	8 \$ 100.00	\$ 955.00	\$ 162.00	\$ 793.00	\$ 90.00	\$ 883.00		
Ray	\$45	13	16	10	9	10	29 \$ 1,305.00	8 \$ 400.00	\$ 2,865.00	\$ 872.00	\$ 1,993.00	\$ 180.00	\$ 2,173.00		
							313	56	\$ 17,190.00	\$ 4,772.00	\$ 12,472.00	\$ 1,170.00	\$ 13,589.00		

T - \$40
 T - \$40
 \$ 1,160.00

danny - owes \$300 taken from Saturday

deduct 10 hrs from Dave - did not work on 1/5 2013 = \$400

	23/04/2013	24/04/2013	25/04/2013	26/04/2013			27/04/2013			GROSS	TAX	NET	Lafa								
	Tuesday (T)	Wednesday	Thursday	Friday			Saturday \$55														
Sherwyn	8	6.5 anzac day		10	24.5 \$	50.00 \$	1,225.00	8	\$55 \$	440.00	\$	1,665.00	\$	410.00	\$	1,255.00	\$	150.00	\$	1,405.00	
Dave	8	6.5 anzac day		10	24.5 \$	40.00 \$	980.00	8	\$45 \$	360.00	\$	1,340.00	\$	294.00	\$	1,046.00	\$	150.00	\$	1,196.00	
Brendan	8	6.5 anzac day		10	24.5 \$	35.00 \$	858.00	8	\$40 \$	320.00	OWING	\$	1,178.00	\$	239.00	\$	939.00	\$	150.00	\$	1,089.00
Liam	8	6.5 anzac day		10	24.5 \$	30.00 \$	735.00	8	\$35 \$	280.00	\$272	\$	1,287.00	\$	276.00	\$	1,011.00	\$	150.00	\$	1,161.00
Zac	8	6.5 anzac day		10	24.5 \$	50.00 \$	1,225.00	8	\$55 \$	440.00	\$	1,665.00	\$	410.00	\$	1,255.00	\$	150.00	\$	1,405.00	
Amandeep	8	6.5 anzac day		10	24.5 \$	45.00 \$	1,103.00	8	\$50 \$	400.00	\$	1,503.00	\$	349.00	\$	1,154.00	\$	150.00	\$	1,304.00	
	48	39		60				48	195			\$	8,638.00	\$	1,978.00	\$	6,660.00			\$	7,560.00

SHERWYN

	JULY	AUGUST	SEPT	OCT	NOV	DEC	JAN	FEB	MARCH	APRIL	MAY	JUNE	TOTAL
	12/07/2012	9/08/2012	6/09/2012	4/10/2012	1/11/2012	13/12/2012	10/01/2013	7/02/2013	7/03/2013	4/04/2013	4/05/2013	1/06/2013	
Gross	\$ 2,400.00	\$ 2,400.00	\$ 2,400.00	\$ 2,400.00	\$ 2,400.00	\$ 2,400.00	\$ 2,400.00	\$ 2,400.00	\$ 2,400.00	\$ 2,400.00	\$ 2,890.00	\$ 2,140.00	
Tax	\$ 640.00	\$ 640.00	\$ 640.00	\$ 640.00	\$ 640.00	\$ 640.00	\$ 640.00	\$ 640.00	\$ 640.00	\$ 640.00	\$ 862.00	\$ 593.00	
Nett	\$ 1,760.00	\$ 1,760.00	\$ 1,760.00	\$ 1,760.00	\$ 1,760.00	\$ 1,760.00	\$ 1,760.00	\$ 1,760.00	\$ 1,760.00	\$ 1,760.00	\$ 2,208.00	\$ 1,547.00	
										Lafa	\$ 180.00		
	26/07/2012	23/08/2012	20/09/2012	18/10/2012	15/11/2012	27/02/2012	24/01/2013	21/02/2013	21/03/2013	18/04/2013	11/05/2013	7/06/2013	
Gross	\$ 2,400.00	\$ 2,400.00	\$ 2,400.00	\$ 2,400.00	\$ 2,400.00	\$ 2,400.00	\$ 2,400.00	\$ 2,400.00	\$ 2,400.00	\$ 2,400.00	\$ 2,840.00	\$ 1,700.00	
Tax	\$ 640.00	\$ 640.00	\$ 640.00	\$ 640.00	\$ 640.00	\$ 640.00	\$ 640.00	\$ 640.00	\$ 640.00	\$ 640.00	\$ 863.00	\$ 424.00	
Nett	\$ 1,760.00	\$ 1,760.00	\$ 1,760.00	\$ 1,760.00	\$ 1,760.00	\$ 1,760.00	\$ 1,760.00	\$ 1,760.00	\$ 1,760.00	\$ 1,760.00	\$ 2,127.00	\$ 1,276.00	
										Lafa	\$ 150.00		
					29/11/2012					27/04/2013	19/05/2013		
Gross					\$ 2,400.00					\$ 1,665.00	\$ 2,250.00	14/06/2013	
Tax					\$ 640.00					\$ 410.00	\$ 751.00	\$ 1,940.00	
Nett					\$ 1,760.00					\$ 1,405.00	\$ 1,499.00	\$ 516.00	
												\$ 1,424.00	
											26/05/2013		
											\$ 2,640.00	22/06/2013	
											\$ 786.00	\$ 2,440.00	
											\$ 1,854.00	\$ 709.00	
												\$ 1,731.00	
													30/06/2013
												\$ 2,940.00	
												\$ 901.00	
												\$ 2,039.00	

	JULY	AUGUST	SEPT	OCT	NOV	DEC	JAN	FEB	MARCH	APRIL	MAY	JUNE	
Gross	\$ 4,800.00	\$ 4,800.00	\$ 4,800.00	\$ 4,800.00	\$ 7,200.00	\$ 4,800.00	\$ 4,800.00	\$ 4,800.00	\$ 4,800.00	\$ 6,465.00	\$ 10,620.00	\$ 11,160.00	\$ 73,845.00
Tax	\$ 1,280.00	\$ 1,280.00	\$ 1,280.00	\$ 1,280.00	\$ 1,920.00	\$ 1,280.00	\$ 1,280.00	\$ 1,280.00	\$ 1,280.00	\$ 1,690.00	\$ 3,262.00	\$ 3,143.00	\$ 20,255.00
Nett	\$ 3,520.00	\$ 3,520.00	\$ 3,520.00	\$ 3,520.00	\$ 5,280.00	\$ 3,520.00	\$ 3,520.00	\$ 3,520.00	\$ 3,520.00	\$ 4,925.00	\$ 7,412.00	\$ 8,017.00	\$ 53,794.00
Super	\$ 450.00	\$ 450.00	\$ 450.00	\$ 450.00	\$ 450.00	\$ 450.00	\$ 450.00	\$ 366.00	\$ 582.00	\$ 365.00	\$ 960.00	\$ 1,531.00	\$ 6,954.00

DANNY

	MAY	JUNE	TOTAL
	4/05/2013	1/06/2013	
Gross	\$ 955.00	\$ 2,650.00	
Tax	\$ 162.00	\$ 789.00	
Net	\$ 883.00	\$ 1,861.00	
LAFA	\$ 90.00		
	11/05/2013		
Gross	\$ 2,560.00		
Tax	\$ 755.00		
Net	\$ 2,011.00		
LAFA	\$ 206.00		
	18/05/2013		
Gross	\$ 2,605.00		
Tax	\$ 772.00		
Net	\$ 1,833.00		
	26/05/2013		
Gross	\$ 2,650.00		
Tax	\$ 789.00		
Net	\$ 1,861.00		
GROSS	\$ 8,770.00	\$ 2,650.00	\$ 11,420.00
TAX	\$ 2,478.00	\$ 789.00	\$ 3,267.00
NET	\$ 6,588.00	\$ 1,861.00	\$ 8,449.00
SUPER			

RIDWAN**JUNE****TOTAL**

	7/06/2013	
GROSS	\$ 1,120.00	
TAX	\$ 219.00	
NET	\$ 901.00	

	14/06/2013	
GROSS	\$ 672.00	
TAX	\$ 70.00	
NET	\$ 602.00	

	20/06/2013	
GROSS	\$ 1,176.00	
TAX	\$ 238.00	
NET	\$ 938.00	

	28/06/2013	
GROSS	\$ 1,120.00	
TAX	\$ 219.00	
NET	\$ 1,099.00	

GROSS	\$ 4,088.00	\$ 4,088.00
TAX	\$ 746.00	\$ 746.00
NET	\$ 3,540.00	\$ 3,540.00
SUPER	\$ 368.00	\$ 368.00

RAY

MAY

TOTAL

2/05/2013

GROSS
TAX
NET

\$ 2,160.00
\$ 601.00
\$ 1,559.00

10/05/2013

2/06/2013

GROSS
TAX
NET

\$ 2,865.00 \$2,650.00
\$ 872.00 \$789.00
\$ 2,173.00 \$1,861.00

Lafa \$ 180.00

19/05/2013

7/06/2013

GROSS
TAX
NET

\$ 2,650.00 \$ 2,650.00
\$ 789.00 \$ 789.00
\$ 1,861.00 \$ 1,861.00

Lafa \$ 94.00

26/05/2013

17/06/2013

GROSS
TAX
NET

\$ 2,605.00 \$ 2,250.00
\$ 772.00 \$ 635.00
\$ 1,833.00 \$ 1,615.00

22/06/2013

\$ 2,200.00

\$ 616.00

\$ 1,584.00

30/06/2013

\$ 2,200.00

\$ 616.00

\$ 1,584.00

GROSS
TAX
NET

GROSS		\$	10,280.00	\$	11,980.00	\$	22,260.00
TAX		\$	3,034.00	\$	3,445.00	\$	6,479.00
NET		\$	7,426.00	\$	8,505.00	\$	15,931.00
SUPER				\$	1,352.00		

AA STEEL PIPING WAGES JUNE 2012 - JULY 2013

	2012 July	2012 August	2012 Sept	2012 October	2012 Nov	2012 Dec	2013 Jan	2013 Feb	2013 March	2013 April	2013 May	2013 June	TOTAL
Ashley													
GROSS	\$ -	\$ 10,000.00	\$ -	\$ -	\$ -	\$ -	\$ -	\$ -	\$ -	\$ 10,000.00	\$ -	\$ 10,000	\$ 30,000.00
Tax	\$ -	\$ 5,000.00	\$ -	\$ -	\$ -	\$ -	\$ -	\$ -	\$ -	\$ 5,000.00	\$ -	\$ 5,000.00	\$ 15,000.00
Nett	\$ -	\$ 5,000.00	\$ -	\$ -	\$ -	\$ -	\$ -	\$ -	\$ -	\$ 5,000.00	\$ -	\$ 5,000.00	\$ 15,000.00
Dividends	\$ -	\$ -	\$ 7,000.00	\$ 21,000.00	\$ -	\$ -	\$ -	\$ 5,000.00	\$ -	\$ -	\$ 7,000.00	\$ -	\$ 40,000.00
SUPER		\$ -			\$ 5,000.00	\$ 5,000.00			\$ 5,000.00	\$ 5,000.00		\$ 5,000.00	\$ 25,000.00

ROLAND

	MAY	JUNE	TOTAL
	27/04/2013	7/06/2013	
GROSS	\$ 1,665.00	\$ 1,505.00	
TAX	\$ 410.00	\$ 350.00	
NET	\$ 1,405.00	\$ 1,155.00	
SUPER	Lafa \$ 150.00		
	5/05/2013		
	\$ 2,890.00		
	\$ 862.00		
	\$ 2,208.00		
	Lafa \$ 180.00		
	12/05/2013		
	\$ 2,840.00		
	\$ 863.00		
	\$ 2,127.00		
	Lafa \$ 150.00		
	18/05/2013		
	\$ 2,890.00		
	\$ 882.00		
	\$ 2,008.00		
	26/05/2013		
	\$ 2,640.00		
	\$ 786.00		
	\$ 1,854.00		
GROSS	\$ 12,925.00	\$ 1,505.00	\$ 14,430.00
TAX	\$ 3,803.00	\$ 350.00	\$ 4,153.00
NET	\$ 9,602.00	\$ 1,155.00	\$ 10,757.00
SUPER			\$ 1,163.25

LIAM

	JULY	AUGUST	SEPT	OCT	NOV	DEC	JAN	FEB	MARCH	APRIL	MAY	JUNE	TOTAL
	12/07/2012	9/08/2012	6/09/2012	4/10/2012	1/11/2012	13/12/2012		7/02/2013	7/03/2013	4/04/2013	4/05/2013	1/06/2013	
Gross	\$ 1,360.00	\$ 1,200.00	\$ 1,021.00	\$ 1,200.00	\$ 1,080.00	\$ 1,388.00	\$ -	\$ 1,200.00	\$ 1,156.00	\$ 936.00	\$ 1,750.00	\$ 1,300.00	
Tax	\$ 144.00	\$ 112.00	\$ 76.00	\$ 112.00	\$ 86.00	\$ 150.00	\$ -	\$ 112.00	\$ 102.00	\$ 58.00	\$ 443.00	\$ 280.00	
Nett	\$ 1,336.00	\$ 1,088.00	\$ 953.00	\$ 1,088.00	\$ 994.00	\$ 1,238.00	\$ -	\$ 1,088.00	\$ 1,054.00	\$ 878.00	\$ 1,487.00	\$ 1,020.00	
										Lafa	\$ 180.00		
	26/07/2012	23/08/2012	20/09/2012	18/10/2012	15/11/2012	27/12/2012	24/01/2013	21/02/2013	21/03/2013	18/04/2013	11/05/2013	7/06/2013	
Gross	\$ 1,200.00	\$ 1,200.00	\$ 1,080.00	\$ 960.00	\$ 1,200.00	\$ 1,200.00	\$ 960.00	\$ 1,020.00	\$ 748.00	\$ 1,244.00	\$ 1,720.00	\$ 1,020.00	
Tax	\$ 112.00	\$ 112.00	\$ 86.00	\$ 62.00	\$ 112.00	\$ 112.00	\$ 62.00	\$ 74.00	\$ 8.00	\$ 120.00	\$ 431.00	\$ 184.00	
Nett	\$ 1,088.00	\$ 1,088.00	\$ 994.00	\$ 898.00	\$ 1,088.00	\$ 1,088.00	\$ 898.00	\$ 946.00	\$ 740.00	\$ 1,124.00	\$ 1,439.00	\$ 836.00	
										Lafa	\$ 150.00		
												14/06/2013	
					29/11/2012					27/04/2013	19/05/2013	\$ 1,180.00	
Gross					\$ 1,200.00					\$ 1,287.00	\$ 1,750.00	\$ 239.00	
Tax					\$ 112.00					\$ 276.00	\$ 443.00	\$ 941.00	
Nett					\$ 1,088.00					\$ 1,161.00	\$ 1,307.00		
											26/05/2013	22/06/2013	
											\$ 1,345.00	\$ 1,480.00	
											\$ 296.00	\$ 342.00	
											\$ 1,049.00	\$ 1,137.00	
													29/06/2013
													\$ 1,780.00
													\$ 454.00
													\$ 1,326.00
	JULY	AUGUST	SEPT	OCT	NOV	DEC	JAN	FEB	MARCH	APRIL	MAY	JUNE	
Gross	\$ 2,560.00	\$ 2,400.00	\$ 2,101.00	\$ 2,160.00	\$ 3,480.00	\$ 2,588.00	\$ 960.00	\$ 2,220.00	\$ 1,904.00	\$ 3,467.00	\$ 7,852.00	\$ 6,760.00	\$ 38,452.00
Tax	\$ 256.00	\$ 224.00	\$ 162.00	\$ 174.00	\$ 310.00	\$ 262.00	\$ 62.00	\$ 186.00	\$ 110.00	\$ 454.00	\$ 1,889.00	\$ 1,499.00	\$ 5,588.00
Nett	\$ 2,424.00	\$ 2,176.00	\$ 1,947.00	\$ 1,986.00	\$ 3,170.00	\$ 2,326.00	\$ 898.00	\$ 2,034.00	\$ 1,794.00	\$ 3,163.00	\$ 6,443.00	\$ 5,260.00	\$ 33,621.00
SUPER	\$ 216.00	\$ 216.00	\$ 216.00	\$ 216.00	\$ 216.00	\$ 216.00	\$ 216.00	\$ 216.00	\$ 170.00	\$ 201.00	\$ 591.00	\$ 637.00	\$ 3,327.00

AA STEEL PIPING WAGES JUNE 2012 - JULY 2013													
	2012	2012	2012	2012	2012	2012	2013	2013	2013	2013	2013	2013	TOTAL
	July	August	Sept	October	Nov	Dec	Jan	Feb	March	April	May	June	
Ashley													
GROSS	\$ -	\$ 10,000.00	\$ -	\$ -	\$ -	\$ -	\$ -	\$ -	\$ -	\$ 10,000.00	\$ -	\$ 10,000	\$ 30,000.00
Tax	\$ -	\$ 5,000.00	\$ -	\$ -	\$ -	\$ -	\$ -	\$ -	\$ -	\$ 5,000.00	\$ -	\$ 5,000.00	\$ 15,000.00
Nett	\$ -	\$ 5,000.00	\$ -	\$ -	\$ -	\$ -	\$ -	\$ -	\$ -	\$ 5,000.00	\$ -	\$ 5,000.00	\$ 15,000.00
Dividends	\$ -	\$ -	\$ 7,000.00	\$ 21,000.00	\$ -	\$ -	\$ -	\$ 5,000.00	\$ -	\$ -	\$ 7,000.00	\$ -	\$ 40,000.00
SUPER		\$ -			\$ 5,000.00	\$ 5,000.00			\$ 5,000.00	\$ 5,000.00		\$ 5,000.00	\$ 25,000.00
SHERWYN													
Gross	\$ 4,800.00	\$ 4,800.00	\$ 4,800.00	\$ 4,800.00	\$ 7,200.00	\$ 4,800.00	\$ 4,800.00	\$ 4,800.00	\$ 4,800.00	\$ 6,465.00	\$ 10,620	\$ 6,080.00	\$ 68,765.00
Tax	\$ 1,280.00	\$ 1,280.00	\$ 1,280.00	\$ 1,280.00	\$ 1,920.00	\$ 1,280.00	\$ 1,280.00	\$ 1,280.00	\$ 1,280.00	\$ 1,690.00	\$ 3,262.00	\$ 1,649.00	\$ 18,761.00
Nett	\$ 3,520.00	\$ 3,520.00	\$ 3,520.00	\$ 3,520.00	\$ 5,280.00	\$ 3,520.00	\$ 3,520.00	\$ 3,520.00	\$ 3,520.00	\$ 4,925.00	\$ 7,412.00	\$ 4,431.00	\$ 50,208.00
Super	\$ -	\$ 450.00	\$ 900.00	\$ -	\$ 450.00	\$ 450.00	\$ -	\$ -	\$ 900.00	\$ -	\$ 960.00	\$ 1,531.00	\$ 5,641.00
savings	\$ 2,400.00	\$ 2,550.00	\$ 2,400.00	\$ 3,600.00	\$ 2,855.00	\$ 2,400.00	\$ 2,400.00	\$ 2,400.00	\$ 2,220.00				\$ 23,225.00
BRENDAN													
Gross	\$ 3,600.00	\$ 3,520.00	\$ 3,520.00	\$ 3,520.00	\$ 5,601.00	\$ 3,797.00	\$ 3,520.00	\$ 3,520.00	\$ 2,916.00	\$ 5,749.00	\$ 7,810.00	\$ 3,944.00	\$ 51,017.00
Tax	\$ 572.00	\$ 544.00	\$ 544.00	\$ 544.00	\$ 926.00	\$ 640.00	\$ 544.00	\$ 544.00	\$ 504.00	\$ 1,145.00	\$ 2,084.00	\$ 691.00	\$ 9,282.00
Nett	\$ 3,088.00	\$ 2,976.00	\$ 2,976.00	\$ 2,976.00	\$ 4,675.00	\$ 3,157.00	\$ 2,976.00	\$ 2,976.00	\$ 2,412.00	\$ 4,754.00	\$ 5,729.00	\$ 3,253.00	\$ 41,948.00
SUPER	\$ -	\$ 316.00	\$ 632.00	\$ -	\$ 316.00	\$ 316.00	\$ -	\$ -	\$ 632.00	\$ -	\$ 803.00	\$ 1,221.00	\$ 4,236.00
LIAM													
Gross	\$ 2,560.00	\$ 2,400.00	\$ 2,101.00	\$ 2,160.00	\$ 3,480.00	\$ 2,588.00	\$ 960.00	\$ 2,220.00	\$ 1,904.00	\$ 3,467.00	\$ 7,852.00	\$ 5,460.00	\$ 37,152.00
Tax	\$ 256.00	\$ 224.00	\$ 162.00	\$ 174.00	\$ 310.00	\$ 262.00	\$ 62.00	\$ 186.00	\$ 110.00	\$ 454.00	\$ 1,889.00	\$ 1,219.00	\$ 5,308.00
Nett	\$ 2,424.00	\$ 2,176.00	\$ 1,947.00	\$ 1,986.00	\$ 3,170.00	\$ 2,326.00	\$ 898.00	\$ 2,034.00	\$ 1,794.00	\$ 3,163.00	\$ 6,443.00	\$ 4,240.00	\$ 32,601.00
SUPER	\$ -	\$ 216.00	\$ 432.00	\$ -	\$ 216.00	\$ 432.00	\$ -	\$ -	\$ 432.00	\$ -		\$ 637.00	\$ 2,365.00
ROLAND													
											\$ 12,925.00	\$ 1,505.00	\$ 14,430.00
											\$ 3,803.00	\$ 350.00	\$ 4,153.00
											\$ 9,602.00	\$ 1,155.00	\$ 10,757.00
										SUPER	\$ 1,163.25		\$ 1,163.25
RAY													
											\$ 8,120.00	\$ 11,980.00	\$ 20,100.00
											\$ 2,433.00	\$ 3,445.00	\$ 5,878.00
											\$ 5,867.00	\$ 8,505.00	\$ 14,372.00
										SUPER	\$ 952.20	\$ 400.00	\$ 1,352.20
DANNY													
											\$ 8,770.00	\$ 2,650.00	\$ 11,420.00
											\$ 2,478.00	\$ 789.00	\$ 3,267.00
											\$ 6,588.00	\$ 1,861.00	\$ 8,449.00

\$	1,426.00		
\$	20,000.00		
\$	2,200.00		
\$	23,626.00		
\$	5,000.00	cash	
\$	18,626.00		
\$	371.69	concrete cutting	5/02/2013
\$	18,254.31		
\$	2,310.00	wideline	13/05/2013
\$	15,944.31		
\$	620.50	PK Roofing	14/05/2013
\$	15,323.81		
\$	2,482.00	PK Roofing	17/05/2013
\$	12,841.81		
\$	2,310	wideline	24/05/2013
\$	10,531.81		
\$	13,800.00	plus	20/07/2013
\$	24,331.81		
\$	1,974.50	less - Dural Pool Shop	23/07/2013
\$	22,357.31		
\$	1,319.02	less - Reece Plumbing	26/07/2013
\$	21,038.29	balance	
\$	\$4,027.50	PK Roofing	12/08/2013
\$	17,010.79	balance	
\$	16,829.00		
\$	5,000.00	Amber tiles	3/10/2013
\$	11,829.00		

quoted price \$398,160.00

	received	paid to Delon	
3/04/2013	\$ 43,797.00	\$ 43,797.00	4/04/2013
7/05/2013	\$ 39,816.00	\$ 39,816.00	10/05/2013
GST 29/05/2013	\$ 7,963.20		
31/05/2013	\$ 43,797.00	\$ 51,770.00	4/06/2013
3/06/2013	\$ 43,797.00	\$ 25,500.00	24/04/2013
22/06/2013	\$ 43,797.50	\$ 11,000.00	2/07/2013
1/08/2013	\$ 43,000.00		
	\$ 265,967.70	\$ 171,883.00	\$ 94,084.70

CMC MATERIALS \$ 25,711.00

LABOUR HIRE WEEK

ENDING 12 JULY 2013

sherwyn 40hrs

brendan 40hrs

dave 32hrs

liam 40hrs

152hrs @\$60ph \$ 9,120.00

enver (paid for 2 weeks

not paid by DS) \$ 2,660.00

Zac - paid for 2 site work

\$ 37,491.00

ENDING 19 JULY 2013

Sherwyn

Brendan

Dave

Liam

File Size:

137,336

File Type:

Microsoft 2007 Excel Spreadsheet

GUID:

f871452c-aade-4be4-b4ae-5b97a9d8ef87

Item Date:

Wednesday, 12 October 2016 4:45:02 pm Australian Eastern Daylight Time

MD5 Digest:

16bbbc07d94a40b4f3e235a75f5a5df3

Path Name:

/E18-0736-AS-7-16-PR-0004-HDD1/E18-0736-AS-7-16-PR-0004-HDD1.E01/[Unnamed Disk Image]/Basic data partition/[File System Root]/AA Steel Piping Documents V1/AA EXCEL/AASTEEL 2002 - 2015/AA STEEL 2002 TO 2013 AND 2014

Shannon Entropy:

7.835918467087255

AppName:

Microsoft Excel

AppVersion:

15.0300

Author:

AA Steel Piping

Compressed:

false

Created:

Thursday, 19 July 2012 3:21:16 pm Australian Eastern Standard Time

DocSecurity:

0

EntryCount:

113

Excel Freeze Panes:

false

Excel Hidden Columns:

false

Excel Hidden Rows:

false

Excel Hidden Sheets:

false

Excel Hidden Sheets Count:

0

Excel Hidden Workbook:

false

Excel Pivot Tables:

false

Excel Print Areas:

false

Excel Protected Sheets:

false

Excel Very Hidden Sheets:

false

Excel Very Hidden Sheets Count:

0

File Accessed:

Friday, 12 April 2019 2:40:08 am Australian Eastern Standard Time

File Changed:

Friday, 12 April 2019 2:40:08 am Australian Eastern Standard Time

File Created:

Friday, 12 April 2019 2:40:08 am Australian Eastern Standard Time

File Group:

S-1-5-21-1232972004-2425544371-2160088013-1001

File Group SID:

S-1-5-21-1232972004-2425544371-2160088013-1001

File Modified:

Wednesday, 12 October 2016 4:45:02 pm Australian Eastern Daylight Time

File Offset:

200,007,680

File Owner:

S-1-5-21-1232972004-2425544371-2160088013-1001

File Owner SID:

S-1-5-21-1232972004-2425544371-2160088013-1001

File Start Cluster:

48,830

File Start Sector:

390,640

HyperlinksChanged:

false

Last Author:

AA STEEL

Last Printed:

Thursday, 18 December 2014 8:52:27 am Australian Eastern Daylight Time

Last Saved:

Thursday, 18 December 2014 8:53:54 am Australian Eastern Daylight Time

LinksUpToDate:

false

Name:

AA STEEL JULY 2012 TO JUNE 2013.xlsx

NTFS ACE 1 Access Mask:

Read; Write; Write; Read Extended Attributes; Write Extended Attributes; Execute File; Delete Child; Read Attributes; Write Attributes; Delete; Read Security Descriptor; Write DACL; Write Owner; Synchronize

NTFS ACE 1 Flags:**NTFS ACE 1 Raw Access Mask:**

2,032,127

NTFS ACE 1 Raw Flags:

0

NTFS ACE 1 SID:

S-1-5-32-544

NTFS ACE 1 SID Name:

BUILTIN\Administrators

NTFS ACE 1 Type:

Allow

NTFS ACE 2 Access Mask:

Read; Write; Write; Read Extended Attributes; Write Extended Attributes; Execute File; Delete Child; Read Attributes; Write Attributes; Delete; Read Security Descriptor; Write DACL; Write Owner; Synchronize

NTFS ACE 2 Flags:**NTFS ACE 2 Raw Access Mask:**

2,032,127

NTFS ACE 2 Raw Flags:

0

NTFS ACE 2 SID:

S-1-5-18

NTFS ACE 2 SID Name:

Local System

NTFS ACE 2 Type:

Allow

NTFS ACE 3 Access Mask:

Read; Write; Write; Read Extended Attributes; Write Extended Attributes; Execute File; Read Attributes; Write Attributes; Delete; Read Security Descriptor; Synchronize

NTFS ACE 3 Flags:**NTFS ACE 3 Raw Access Mask:**

1,245,631

NTFS ACE 3 Raw Flags:

0

NTFS ACE 3 SID:

S-1-5-11

NTFS ACE 3 SID Name:

Authenticated User

NTFS ACE 3 Type:

Allow

NTFS ACE 4 Access Mask:

Read; Read Extended Attributes; Execute File; Read Attributes; Read Security Descriptor; Synchronize

NTFS ACE 4 Flags:

NTFS ACE 4 Raw Access Mask:

1,179,817

NTFS ACE 4 Raw Flags:

0

NTFS ACE 4 SID:

S-1-5-32-545

NTFS ACE 4 SID Name:

BUILTIN\Users

NTFS ACE 4 Type:

Allow

NTFS Attributes:

Archive

NTFS File Name Attribute Posix File Accessed:

Friday, 12 April 2019 2:40:08 am Australian Eastern Standard Time

NTFS File Name Attribute Posix File Changed:

Friday, 12 April 2019 2:40:08 am Australian Eastern Standard Time

NTFS File Name Attribute Posix File Created:

Friday, 12 April 2019 2:40:08 am Australian Eastern Standard Time

NTFS File Name Attribute Posix File Modified:

Friday, 12 April 2019 2:40:08 am Australian Eastern Standard Time

NTFS File Name Attribute Posix File Name:

AA STEEL JULY 2012 TO JUNE 2013.xlsx

NTFS Hard Links:

1

NTFSLogFile Sequence Number:

168,186,046

NTFS MFT Index:

337

NTFS MFT Resident:

false

NTFS Parent MFT Index:

322

Physical Start Sector:

392,688


Scale Crop:
false


Shared Doc:
false

75% 10:07 am

← [trash] [archive] [more]

UPDATE


 **AA Steel Piping** 18/12/2018
'Creative Service' [more]

 **CRAIG AUG 2015.xls**
XLS - 60 kB

Morning

Update with the inclusion of invoice 0608 – which has just been paid

J

 <http://s24.postimg.org/urggeuz35/Logo2.jpg?noCache=14397>

AA Steel Piping Pty Ltd
[aasteelpiping@\[redacted\]](mailto:aasteelpiping@[redacted])

Ash - [redacted] 5 296

← Reply

[home] [back] [forward] [refresh]

PO #	Scope of works	AA Steel Quoted Price	\$ Awarded to job	Ki-Ty Investments	
Balance of previous investments			\$ -	\$ 16,000.00	\$ 16,000.00
4510366428 - 10	Handrail install Top Mt Victoria	\$ 9,800.00	\$ 9,800.00	\$ -	\$ -
4510366428 - 20	Fabricate container feet x 12	\$ 6,200.00	\$ 6,200.00	\$ -	\$ -
4510366428 - 30	Modify generator Container	\$ 13,000.00	\$ 30,000.00	\$ 17,000.00	\$ 17,000.00
4510366428 - 40	Mt Ousley Gantry Locking Mechanism	\$ 1,000.00	\$ 1,000.00	\$ -	\$ -
				\$ -	\$ -
4510366428-10	Antenna Fabrication	\$ 1,500.00	\$ 5,000.00	\$ 3,500.00	\$ 3,500.00
4510366428-20	Bulli Gantry Lock	\$ 1,000.00	\$ 2,000.00	\$ 1,000.00	\$ 1,000.00
4510366428-30	Modify Frame & Mounting Brackets	\$ -	\$ 6,000.00	\$ 6,000.00	\$ 6,000.00
4510366428-40	Install 4 RU Box	\$ 1,000.00	\$ 2,000.00	\$ 1,000.00	\$ 1,000.00
4510366428-50	Replace exhaust Fan	\$ 1,500.00	\$ 5,000.00	\$ 3,500.00	\$ 3,500.00
4510366428-60	Balacktown Yard clean up	\$ -	\$ 5,000.00	\$ 5,000.00	\$ 5,000.00
				\$ -	\$ -
4510376858-10	Westmead yard Clean up	\$ 4,000.00	\$ 12,000.00	\$ 8,000.00	\$ 8,000.00
4510376858-20	Bracket fabricate install for Cameras Mt Victoria	\$ 5,000.00	\$ 13,500.00	\$ 8,500.00	\$ 8,500.00
4510376858-30	RF Controller housing	\$ 1,500.00	\$ 2,000.00	\$ 500.00	\$ 500.00
4510376858-40	Cowan Bridge Works to date	\$ 18,000.00	\$ 18,000.00	\$ -	\$ -
4510379557-10	Container Works***	\$ 5,000.00	\$ 5,000.00	\$ -	\$ -
	Cowan Bridge install	\$ 12,000.00	\$ 16,000.00	\$ 4,000.00	\$ -
Totals		\$ 80,500.00	\$ 138,500.00	\$ 58,000.00	\$ 70,000.00

Ki-Ty Investments Expenses

Pool Equipment Cover		\$	700
Advance Demolition		\$	14,000
AA Steel Beam supply & install on site	Ash to price?	\$	33,000
Austral bricks	+/- Price	\$	-

EXPENSES TO DATE \$ 47,700

balance \$ 22,300
 Austral Bricks paid on 5 August LESS \$ 15,000.00
BALANCE AS AT 5 AUGUST 2015 \$ 7,300.00

BALANCE AS AT 24 AUGUST 2015 \$ 7,300.00
 paid 31 August Austral Bricks LESS \$ 8,000.00
 -\$ 700.00

ANPR Container	24/08/15	\$ 4,500.00
handrail mt victoria	24/08/15	\$ 5,500.00
West wyalong	7/09/2015	\$ 7,000.00
Mount Vic Gantry	23/10/2015	\$ 8,494.00
		\$ 25,494.00

less \$ 700.00 shortfall

balance			\$ 24,794.00	
	less	23-Nov	\$ 3,685.50	cavity sliders deposit paid
balance			\$ 21,108.50	
AASTEELPIPING works	less		\$ 7,343.60	materials, craneage, cement and labour for frontage of house
balance			\$ 13,764.90	
plus			\$ 35,000.00	as per December paperwork
			\$ 48,764.90	
	less	18-Dec	\$ 3,688.39	less cavity sliders
balance 4 Jan			\$ 45,076.51	
less	less		\$ 4,569.00	labour 4 December - plus materials. Bunnings - Saw
			-\$ 40,507.51	
	less	3/03/2016	\$ 5,500.00	furniture
			\$ 35,007.00	
	less	9/03/2016	\$ 5,470.00	furniture
			\$ 29,537.00	
	plus		\$ 20,000	3 March invoice SPD lines
			\$ 49,537.00	
	less		\$ 4,491.85	Aleesha party
			\$ 45,045.15	
	less		\$ 13,438.92	TFO factory outlet
			\$ 31,606.23	
	less	9/04/2016	\$ 18,500	electricals
			\$ 13,106.23	
			\$ 5,000.00	Audi
		19/04/2016	\$ 8,106.23	
	plus	31/05/2016	\$ 20,000.00	INVOICE 1705
balance		31/05/2016	\$ 28,106.23	
plus		27/06/2016	\$ 46,000.00	INVOICE2706
			\$ 74,106.23	
	PLUS	30/06/2016	\$ 44,000.00	INVOICE 3006
	TOTAL		\$ 118,106.23	
	less	15/07/2016	\$ 4,594.50	BLINDS
			\$ 113,511.73	
	LESS	22/07/2016	\$ 2,816.00	
			\$ 110,695.73	
	LESS	17/08/2016	\$ 2,850.00	Sydney Tanks
			\$ 107,845.73	
	LESS	17/08/2016	\$ 2,412.95	Amuheat
			\$ 105,432.78	
	LESS	19/08/2016	13,134.00	Fantastic Design
			\$ 92,298.78	
	LESS	26/08/2016	\$ 5,500.00	Art Deco Plumbing
			\$ 86,798.78	
	LESS	31/08/2016	\$ 2,530.00	Rolling Stone
			\$ 84,268.78	
	LESS	6/09/2016	\$ 6,000.00	Fantastic Design
			\$ 78,268.78	
	LESS	7/09/2016	\$ 14,646.00	Fantastic Design
			\$ 63,622.78	
	LESS	7/09/2016	\$ 1,200.00	AASTEEL LABOUR
			\$ 62,422.78	
	LESS	16/09/2016	\$ 2,297.25	BLINDS
			\$ 60,125.53	
	LESS	7/10/2016	\$ 6,319.00	Fantastic Design
			\$ 53,806.53	
	LESS	12/10/2016	\$ 23,150.00	Muir electrical
			\$ 30,656.53	
	LESS	12/10/2016	\$ 2,100.00	Ziquilia
			\$ 28,556.53	

LESS	13/10/2016	\$ 779.00	Air compressor
		\$ 27,777.53	
LESS	13/10/2016	\$ 500.00	Brax banking
		\$ 27,277.53	
LESS	20/10/2016	\$ 2,300.00	sleepy
		\$ 24,977.53	
LESS	27/10/2016	\$ 2,297.25	IMS
		\$ 22,680.28	
LESS	5/11/2016	\$ 2,700.00	S& D Alarm
		\$ 19,980.28	
LESS	9/11/2016	\$ 8,000.00	KITCHEN
		\$ 11,980.28	
PLUS		\$ 15,000.00	inv 0411
		\$ 26,980.28	
LESS	7/12/2016	\$ 498.50	SD ALARM
		\$ 26,481.78	
LESS	9/12/2016	\$ 690.00	SNOOZE
		\$ 25,791.78	
LESS	16/12/2016	\$ 1,609.00	SAAB
		\$ 24,182.78	
PLUS		\$ 20,000.00	inv 2012
		\$ 44,182.78	
LESS	7/01/2017	\$ 1,700.00	WYNSTAN
		\$ 42,482.78	
LESS	3/02/2017	\$ 8,800.00	Garith
		\$ 33,682.78	
LESS	12/02/2017	\$ 1,700.00	WYNSTAN
		\$ 31,982.78	
LESS	25/02/2017	\$ 249.00	ASIC RENEWAL OF BRAX MAINTENANCE
		\$ 31,733.78	
LESS	1/03/2017	\$ 3,650.00	Lifestyle
		\$ 28,083.78	
LESS	14/03/2017	\$ 3,410.00	Fantastic Design
		\$ 24,673.78	
LESS	29/03/2017	\$ 1,929.20	Empire Office furniture
		\$ 22,744.58	
LESS	8/04/2017	\$ 4,009.50	Art Deco Plumbing
		\$ 18,735.08	
LESS	20/04/2017	\$ 1,050.80	Empire Office furniture
		\$ 17,684.28	
PLUS	May-17	\$ 20,000.00	0203/17
		\$ 37,684.28	
PLUS	JULY	\$ 50,000.00	INVOICE 2505
		\$ 87,684.28	
LESS	6/08/2017	\$ 1,089.50	BRIAN bday
		\$ 86,594.78	
LESS	29/08/2017	\$ 7,000.00	ZALDA
		\$ 79,594.78	
PLUS		\$ 40,000.00	AUGUST INVOICE
		\$ 119,594.78	
LESS	30/08/2017	\$ 3,000.00	ZALDA
		\$ 116,594.78	
LESS	31/08/2017	\$ 2,000.00	ZALDA
		\$ 114,594.78	
LESS	10/12/2017	\$ 5,012.00	PETER
		\$ 109,582.78	
LESS	31/12/2017	\$ 1,209.88	TERRIGAL
		\$ 108,372.90	
LESS	17/01/2018	\$ 1,334.00	COSMO LIGHTING

		\$ 107,038.90	
LESS	24/01/2018	\$ 8,361.00	TC SCHOOL
		\$ 98,677.90	
LESS	25/01/2018	\$ 688.90	BBQ GALORE
		\$ 97,989.00	
LESS	9/02/2018	\$ 1,000.00	KISHON CAR REPAIRS
		\$ 96,989.00	
LESS	15/02/2018	\$ 1,207.00	brisbane flights
		\$ 95,782.00	
LESS	28/02/2018	\$ 710.00	EASTER
		\$ 95,072.00	
LESS	18/03/2018	\$ 1,600.00	LUNCH MARCH BDAY
		\$ 93,472.00	
LESS	22/03/2018	\$ 1,977.00	flights peter
		\$ 91,495.00	
LESS	23/03/2018	\$ 532.00	Tyrese dinner
		\$ 90,963.00	
LESS	14/05/2018	\$ 250.00	CLEANING
		\$ 90,713.00	
LESS	18/05/2018	\$ 260.00	lafa dinner
		\$ 90,453.00	
LESS	23/05/2018	\$ 1,197.00	FLIGHTS GC
		\$ 89,256.00	
LESS	27/05/2018	\$ 250.00	CLEANING
		\$ 89,006.00	
LESS	6/06/2018	\$ 900.00	WEDDING ACCOMODATION
		\$ 88,106.00	
PLUS	11/06/2018	\$ 12,000.00	INVOICE 1105
		\$ 100,106.00	
LESS	13/06/2018	\$ 250.00	CLEANING
		\$ 99,856.00	
less	13/06/2018	\$ 5,000.00	hpayment
		\$ 94,856.00	
PLUS	19/06/2018	\$ 150,000.00	invoice 2605-18ASC
		\$ 244,856.00	
less	20/06/2018	\$ 8,850.00	hpayment
		\$ 236,006.00	
less	25/06/2018	\$ 6,000.00	hpayment
		\$ 230,006.00	
less	28/06/2018	\$ 250.00	CLEANING
		\$ 229,756.00	
less	30/06/2018	\$ 169.00	canberra accomodation
		\$ 229,587.00	
less	3/07/2018	\$ 10,000.00	hpayment
		\$ 219,587.00	
less	10/07/2018	\$ 5,000.00	hpayment
		\$ 214,587.00	
less	10/07/2018	\$ 250.00	CLEANING
		\$ 214,337.00	
PLUS		\$ 10,000.00	invoice 2206
		\$ 224,337.00	
less	17/07/2018	\$ 5,105.00	hpayment
		\$ 219,232.00	
less	23/07/2018	\$ 250.00	CLEANING
		\$ 218,982.00	
PLUS		\$ 3,000.00	INVOICE 2306
		\$ 221,982.00	
less	4/08/2018	\$ 5,000.00	cash
		\$ 216,982.00	

less	9/08/2018	\$1,230 cyprus				
		\$ 215,752.00				
less	21-Aug	\$ 6,000.00 cash				
		\$ 209,752.00				
less	21/08/2018	\$ 250.00 CLEANING				
		\$ 209,502.00				
less	5/09/2018	\$ 7,000.00 cash				
		\$ 202,502.00				
less	14/09/2018	\$ 7,500.00 cash				
		\$ 195,002.00				
less	18/09/2018	\$ 250.00 CLEANING				
		\$ 194,752.00				
PLUS		\$ 8,000.00 invoice 2308				
		\$ 202,752.00				
LESS	28/09/2018	\$ 10,000.00 cash				
		\$ 192,752.00				
LESS		\$ 236.00 TICKETS FOR BERYL GIG				
		\$ 192,516.00				
LESS	28/09/2018	\$ 250.00 CLEANING				
		\$ 192,266.00				
PLUS	5/10/2018	\$ 5,500.00 invoice 0510				
		\$ 197,766.00				
LESS	11/10/2018	\$ 400.00 HALL FOR FAREWELL				
		\$ 197,366.00				
LESS	13/10/2018	\$ 250.00 CLEANING				
		\$ 197,116.00				
LESS	19/10/2018	\$ 5,000.00 CASH				
		\$ 192,116.00				
LESS	20/10/2018	\$ 328.00 CONCERT TICKETS 12 JAN 2019				
		\$ 191,788.00				
LESS	30/10/2018	\$ 250.00 CLEANING				
		\$ 191,538.00				
LESS	4/11/2018	\$ 3,000.00 CASH				
		\$ 188,538.00				
LESS	13/11/2018	\$ 250.00 CLEANING				
		\$ 188,288.00				
LESS	21/11/2018	\$ 14,000.00 CASH				
		\$ 174,288.00				
LESS	3/12/2018	\$ 250.00 CLEANING				
		\$ 174,038.00				
LESS	8/12/2018	\$ 2,000.00 Garith				
		\$ 172,038.00				
LESS	10/12/2018	\$ 250.00 CLEANING				
		\$ 171,788.00				
PLUS	18/12/2018	\$ 3,000.00 INVOICE 0608				
		\$ 174,788.00				

				YET		
			november	TO BE ADDED IN		
			alex	\$	85,000.00	\$
			Nov			\$
			purchase		4200085075	\$
					20,000.00	\$
						\$
						65,000.00

ALEESHA BDAY EXPENSES

Birthday cake	\$ 200.00
cupcakes	\$ 120.00
deposit for function	\$ 250.00
balance	\$ 2,621.25
Kelly - set up stuff	\$ 281.00
alcohol	\$ 997.10
Kai	\$ 22.50
	\$ 4,491.85

Dani replied saying Kai was not coming.
as he showed up - they sent me an
account for him - which is now added in

File Size:

59,392

File Type:

Microsoft Excel Spreadsheet

GUID:

060ef078-1127-4c73-a332-fdea35257664

Item Date:

Tuesday, 18 December 2018 9:37:18 am Australian Eastern Daylight Time

MD5 Digest:

3e3982465b14c27ef75cb1350b683b8f

Path Name:

/E18-0736-AS-7-14-PR-0008/E18-0736-AS-7-14-PR-0008 - CSteyn Samsung Galaxy Note 8
SN R58J86LYCFN.ufdr/Tagged Files/[Unnamed
Container]/Root/data/com.microsoft.office.excel/app_EmailAttachments/7169bccb-cc00-
4116-bcaa-bdf184f09800

Shannon Entropy:

3.95171014041799

Application Version:

983,040

AppName:

Microsoft Excel

Author:

Home

Cellebrite embedded:

false

Cellebrite extractionId:

2

Cellebrite File Local Path:

files\Document\CRAIG AUG 2015_1.xls

Cellebrite File Tags:

Document

Cellebrite fs:

data

Cellebrite fsid:

ba83420c-2c39-47b8-a321-659b178e480d

Cellebrite id:

21388826-920d-409b-8073-71f48e509cb2

Cellebrite isrelated:

False

Cellebrite MetaData CoreFileSystemFileSystemNodeCreationTime:

17/12/2018 10:37:18 PM(UTC+0)

Cellebrite MetaData CoreFileSystemFileSystemNodeFileChunks:

1

Cellebrite MetaData CoreFileSystemFileSystemNodeFileDataOffsetName:

0x90AA6D000

Cellebrite MetaData CoreFileSystemFileSystemNodeLastAccessTime:

17/12/2018 10:37:18 PM(UTC+0)

Cellebrite MetaData CoreFileSystemFileSystemNodeModifyTime:

17/12/2018 10:37:18 PM(UTC+0)

Cellebrite MetaData Inode Number:

0xF0792

Cellebrite MetaData Owner GID:

0x2726

Cellebrite MetaData Owner UID:

0x2726

Cellebrite MetaData ReportTemplateFileSize:

59392 Bytes

Cellebrite source_index:

22808

CLSID:

{00020820-0000-0000-C000-000000000046}

Company:

Grizli777

Contains Comments:

false

Created:

Friday, 22 May 2015 6:27:43 pm Australian Eastern Standard Time

DocSecurity:

0

Excel Freeze Panes:

false

Excel Hidden Columns:

false

Excel Hidden Rows:

false

Excel Hidden Sheets:

false

Excel Hidden Sheets Count:

0

Excel Hidden Workbook:

false

Excel Pivot Tables:

false

Excel Print Areas:

false

Excel Protected Sheets:

false

Excel Very Hidden Sheets:

false

Excel Very Hidden Sheets Count:

0

Excel Workbook BIFF Info:

VI=0x10 VN=0x506 Build=14420 Year=1997

Excel Workbook BIFF Version:

7

Excel Workbook Write Protected:

false

File Accessed:

Tuesday, 18 December 2018 9:37:18 am Australian Eastern Daylight Time

File Created:

Tuesday, 18 December 2018 9:37:18 am Australian Eastern Daylight Time

File Modified:

Tuesday, 18 December 2018 9:37:18 am Australian Eastern Daylight Time

Hyperlinks Changed:

false

Last Author:

AA Steel Piping

Last Printed:

Thursday, 13 October 2016 7:42:53 pm Australian Eastern Daylight Time

Last Saved:

Tuesday, 18 December 2018 9:25:23 am Australian Eastern Daylight Time

Links Dirty:

false

Name:

CRAIG AUG 2015.xls

Original MD5 Digest:

3e3982465b14c27ef75cb1350b683b8f

Scale Crop:

false

Shared Document:

false