

STATEMENT IN THE MATTER OF: Operation Dasha

PLACE: Sydney

NAME: Ian Woodward

ADDRESS: c/- 66 to 72 Rickard Road, Bankstown NSW


OCCUPATION : Manager Development

DATE: 26 April 2018


States: -

-
1. The statement made by me accurately sets out the evidence which I would be prepared, if necessary, to give in Court as a witness. The statement is true to the best of my knowledge and belief, and I make it knowing that, if it is tendered in evidence, I shall be liable to prosecution if I have wilfully stated in it anything which I know to be false or do not believe to be true.
 2. I am 46 years old.
 3. I commenced employment at Bankstown City Council in 1999. Since this time I have performed various roles in the area of development assessments. My current position is Manager Development at Canterbury-Bankstown City Council. I have been in this role since October 2016. Immediately prior to this role I held the position of Manager Development Services at Bankstown City Council.

Signature



Witness



4. On 22 April 2018, I prepared a table that set out key statistical data for development applications for the financial years 2010/11 – 2015/16.

Exhibit 1: I produce and hereto attach table entitled “*Summary of Local Development Performance Monitoring Data for Canterbury City Council for the financial years 2010/11 – 2015/16*”

5. For each financial year between 2010/11 – 2015/16 I included the following data:
- a. The number of development applications determined;
 - b. The value of development applications determined;
 - c. The mean gross determination time; and
 - d. Median gross determination time. (*Data*)
6. The process I used to prepare Exhibit One is set out below.

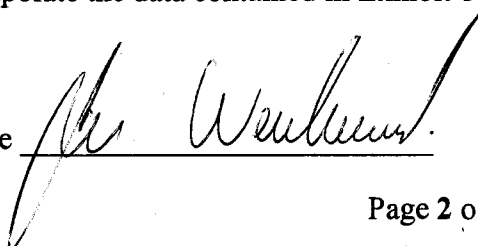
Data for years 2010/11 – 2014/15

7. I extracted the information for the years between 2010/2011 and 2014/2015 from the website of the NSW Government Department of Planning and Environment website. This website contains data reports for all Councils in NSW. The link to this website is as follows:


<http://www.datareporting.planning.nsw.gov.au/ldpm-download-data>

8. I downloaded the data file for each relevant year. I then used these reports to extrapolate the data contained in Exhibit 1.

Signature




Witness



Data for 2015/16

9. I gathered the data for the years 2015/16 from the NSW Government Office of Environment and Heritage website as it was not available on the NSW Government Department of Planning and Environment website, the first website I visited to compile Exhibit 1.
10. The link to the page of the website I relied can be found at
http://data.environment.nsw.gov.au/dataset/local-development-performance-monitoring-2015-16/resource/bc15eae3-ca6c-48aa-87c7-47a75ba4a984?inner_span=True
11. I then completed the same process of downloading the Local Development Performance Monitoring 2015-16 Summary Data Report and extracted the relevant data.

Signature



Witness





Exhibit One

Summary of Local Development Performance Monitoring Data for Canterbury City Council for the financial years 2010/11 – 2015/16

Year	No. of DA Determined	Value of DA Determined	Mean Gross Determination Time	Median Gross Determination Time
2010/11	595	\$126,510,051	102 days	70 days
2011/12	495	\$148,651,031	94 days	69 days
2012/13	471	\$570,667,607	110 days	79 days
2013/14	501	\$512,698,117	95 days	66 days
2014/15	542	\$810,239,027	106 days	74 days
2015/16	494	\$861,312,894	116 days	85 days

Signature



Witness

